

# Financial Capability of Children, Young People and their Parents in Northern Ireland 2016

Initial results from the 2016 UK Children  
and Young People's Financial Capability Survey

[moneyadviceservice.org.uk](http://moneyadviceservice.org.uk)

# Contents

<b>Foreword</b>	1
<b>Executive summary</b>	2
Background and context	2
Survey Findings	2
Financial education in the home	3
Financial education in schools	4
Vulnerability	5
Remaining questions and further research	6
<b>Introduction</b>	7
Background	7
Methodology	8
Analysis variables	9
<b>Chapter 1: How children access and use money</b>	12
Managing money day to day	13
Access to and use of financial products	17
Experiences of managing money and associated risks	21
Implications	24
<b>Chapter 2: What children think about money</b>	25
Attitudes to money management	26
Goals and aspirations	30
Implications	32
<b>Chapter 3: What children know about money</b>	33
Understanding financial products and concepts	34
Understanding the value of money	37
Knowing how to budget	38
Understanding the role of money in society	41
Implications	42
<b>Chapter 4: How children learn about money</b>	43
Advice and guidance	43
Exposure to family finances	44
Parents' attitudes and behaviours	48
Learning at school	53
Implications	55
<b>Next Steps</b>	56

## Acknowledgements

The Money Advice Service would like to acknowledge and thank all the organisations and individuals that have contributed to the development of this survey.

Particular thanks go to BMG who managed the main survey, NatCen and Family Kids and Youth who helped develop the survey questions and Judith Staig who helped with the report drafting.

We would also like to thank members of our own Insight and Evaluation and Policy teams who have worked on this report, in particular Helen Pitman, Shadi Ghezelayagh, Kirsty Bowman-Vaughan, Ann Griffiths and Janine Maher.

Finally, we would like to thank the 4,958 children and their parents and in particular the 505 children and their parents in Northern Ireland that took the time to take part in this research.

## Foreword

There is an increasing recognition that what children see and experience at home, and in a wider social context, is crucial to their future financial capability. In particular, children are likely to be influenced from an early age by how their parents or carers go about managing their own finances, and also by how they introduce their children to the concept of money.

Children who gain experience of budgeting, spending and saving from an early age – in a safe environment – are more likely to be able to manage their money effectively as they begin to take on more responsibility for their own finances. This 'learning by doing' supports and reinforces the financial education that is now part of the secondary-school curriculum right across the UK, and which also plays an important role in developing young people's skills and knowledge of money matters. These foundations of financial capability are crucial when the technology and how we use money is changing so rapidly that our young people need the skills and confidence to make the right choices with their own money.

The research presented here is truly groundbreaking in that it is the first nationally representative survey to focus not just on children or their parents, but on both together. This will enable us to explore in much greater depth the complex interplay between them, and how different factors influence this.

By no means all of the findings here are intuitive, which makes the report all the more interesting reading.

More importantly, it points the way to a number of areas for further investigation. For example, we will be examining what the data can tell us about the impact of growing up in a low-income household, and at how we can use the research to identify young people who may be particularly vulnerable to low levels of financial capability.

The research also suggests there is a need to support parents, many of whom are unsure of how, or at what age, to engage effectively with their children about money. But what form should support to parents take, and how can it be effectively targeted? In partnership with Big Lottery Fund, we have recently conducted an extensive trial – 'Talk, Learn, Do' – to explore these issues with parents in Wales. We will be looking closely at the results of that project and sharing the findings widely.

This report forms part of an ever-growing body of evidence around financial education – with in-depth research backed up by evaluation of a wide range of projects and interventions aimed at helping children and young people manage their money. This evidence is essential, to help build up a clear picture of needs – for children and young people themselves, but also for parents, teachers and others – and in identifying the most effective ways of meeting those needs. We are confident that the 'What Works Fund' we set up last year will make an important contribution to this and look forward to seeing results from the first wave of projects later this year.

The government is currently preparing to establish a new public financial guidance body, expected to come into being towards the end of 2018. The new organisation's remit will include a focus on seeking to maximise the impact of financial education for children and young people. Our aim is to continue to work with others in Council for the Curriculum, Examinations and Assessment for NI, CCEA as well as the children's, youth, parenting and education sectors so that we can hand over to the new organisation a substantial body of evidence to guide its future efforts in this vital area.



**David Haigh**  
Financial Capability Director,  
Money Advice Service



**Janine Maher**  
Northern Ireland Manager,  
Money Advice Service



# Executive summary

## Background and context

The Money Advice Service leads the co-ordination of delivery of the Financial Capability Strategy for the UK. The strategy aims to improve people's ability to manage money well, both day to day and through significant life events, and their ability to handle periods of financial difficulty. To support this, we want to ensure all children and young people get the financial education they need to help them become financially capable adults.

As part of our work to achieve this, we have commissioned a new research study: the 2016 UK Children and Young People's Financial Capability Survey. This survey is the first of its kind: a nationally representative survey of the financial knowledge, attitudes and behaviours of 4- to 17-year-olds and their parents, living in the UK. The survey incorporates representative samples of children, young people and parents across each of the four constituent nations of the UK in addition to the UK sample as a whole. This report covers key findings from Northern Ireland, highlighting areas of similarity and difference in the attitudes of children and parents in Northern Ireland against wider UK counterparts. Within Northern Ireland, a total of 550 children and young people aged 4–17, and their parents were interviewed as part of this research, out of a total sample of 4,958 for the UK as a whole.

This report presents an initial analysis of the findings of this new survey and covers:

- how children get money
- how children spend and save money
- children's attitudes to spending, saving and debt
- children's confidence about managing their money
- children's understanding of the value of money and the need to make trade-offs
- children's knowledge and education about financial products, concepts, and terminology
- parents' beliefs and attitudes towards their own financial capability and the skills, abilities and attitudes of their children.

## Survey Findings

Our research has found that, overall, children have a reasonable grounding in knowledge and understanding about money. They recognise some financial products and concepts and know money has a value. They are cautious about debt, and have a theoretical understanding of the importance of savings and the concept of value for money.

However, there are some aspects of financial capability that are less well understood, and some children who are doing less well than others. There is a clear need to ensure the education and support provided to children, and to those who help them learn about money at home and in school, build on strengths and tackle areas for development.

In addition, from both the UK and Northern Ireland specific findings, a number of clear themes have emerged, about factors that seem to make an important difference to children and young people's financial capability. These are set out in the pages that follow.

## Financial education in the home

Children's financial capability is impacted by the choices parents make about how they teach them about money, and the freedoms and responsibilities they allow them to have.

### Empowering children

We have seen in the overall UK findings that parents allowing their children to make decisions and to learn from mistakes, in age-appropriate ways, is linked to their financial capability development. In some cases, children deciding together with a parent was also linked to positive financial capability. The strongest message emerging is that children did worse on a large number of financial measures where parents decide for them how to spend their money.

In addition, children are spending money online and need to be aware and prepared for the risks that accompany this, particularly considering the prevalence of online advertising. Four in ten 7- to 17-year-olds have paid for things online, whether with their own or their parents' money and this increases with age. Of children who have bought online, half have done so without adult supervision and this rises to 69% of 16- to 17-year-olds.<sup>1</sup> Even among 7- to 11-year-olds, one in five who has bought online (19%) has done so without supervision. Children need to be equipped to deal with the risks and responsibilities that come with this empowerment.

### Regular money and regular saving

We have also seen from our results that children who get money regularly have better financial engagement. They are more likely for example to have a bank account, and make decisions on their banking products.

We have seen across the UK as a whole, children who save 'every time' have more positive attitudes such as feeling confident and in control of their finances. Some negative behaviours are also linked: there is a relationship between not keeping track of money, and not saving.

More broadly, too few children are saving regularly; more can be done to develop savings habits early on in life. The vast majority of children in Northern Ireland (91%) have had some experience of saving, but the importance of regularity needs to be stressed. Children seem to understand conceptually that saving money is good, but the translation of this into behaviour remains an important area to address.

Similarly, education that encourages children to make plans and stick to them, and to keep track of their money, seem to remain areas for development for many children.

---

1. Low base size: 58

## Starting early

Children begin to demonstrate understanding of concepts such as money having a value very early on, and financial knowledge, skills and abilities typically grow with age, with a significant step-up in understanding at age 6, and ages 16–17. This is potentially connected to both cognitive developments and the impact of children's changing environments.

Many parents, however, are cautious about talking to their children about money and giving them responsibility for money at an early age. They believe that teaching children about money should start somewhat later in childhood than this report suggests; parents who believe in giving children under 8 a range of financial experiences are in the minority.

There are therefore opportunities to reiterate that children can begin to learn about money from before age 7, and that parents can play a key role in influencing children's developing skills, knowledge and understanding.

There are opportunities to build on: for example, most children have seen their parents using money and have had experience of paying for things in shops. These situations could be used to help design practical and easy-to-implement exercises for interventions with parents – which will be familiar and comfortable to those who have already tried, and may help demonstrate a social norm to those parents who are less engaged in teaching younger children about money.

## Parents as role models

Our survey suggests that the vast majority of parents believe it is important to teach their children about money, and that their behaviour will affect their children when they grow up. They recognise they have an important role to play, and our survey reiterates findings from other research that children see their parents as the main, and most useful, source of advice about money.

Many see themselves as good role models. However, far fewer are confident talking to their children about money. Many parents score highly on indicators of poor financial capability, or have challenges with their own financial circumstances.

This suggests there may be opportunities to look at specific interventions that provide support to parents to build both their own financial capability and seek to help them teach their children about money. Role-modelling behaviours, and learning together, could be a part of these interventions.

## Financial education in schools

### Starting early in schools too

Our findings have reiterated the importance of education at an early age. The vast majority of children have money from at least age 4, with many having some saved up. Many children of primary-school age have also begun to experience more complex ways of using money, such as buying online. This suggests that primary-school children would be receptive to a wide range of lessons about money.

While financial education is on the both the primary and secondary school curriculum in Northern Ireland, only 57% of children aged 7–17 say they have learned about managing money at school or college, although this is a higher proportion than the UK overall (40%). It may be that children do not recall having had the lessons, or that they do not associate them with money management specifically.

## Real-life education

Those aged 16- to 17 are not markedly more likely to report having received financial education (although a low base size should be noted for this age group). This is important because while our survey results have shown an increase in financial independence and knowledge at age 16–17, they also demonstrate some worrying findings about preparedness for adulthood.

For example, by age 16 a third of young people are getting money from work outside the home. Yet nearly four in ten 16- to 17-year-olds (40%)<sup>2</sup> don't have a current account, and nearly one in ten (9%) have no bank account at all (neither savings nor current account). Of those that do have an account, 29%<sup>3</sup> have never deposited money, 48% have never been into a bank, and 50% don't look after their own banking details.

There is an opportunity for financial education in schools to do more to prepare children for the practical challenges they will face in managing their money. For example, only 38%<sup>4</sup> of 16- to 17-year-olds are able to correctly read a payslip. Indeed, compared to the UK overall, children in Northern Ireland were generally less likely to be able to correctly identify financial information, or financial terms despite being more likely to recall having received financial education at school or college.

## Vulnerability

Our survey findings have highlighted some initial indicators of particular groups who may have unique financial capability needs or may be vulnerable to poorer financial capability overall. While there is further work to be done to identify other groups who may also be vulnerable, it is clear from the initial analysis that children in low-income households and children with low financial confidence may be particularly vulnerable.

### Low-income households

Income is a factor in adult financial capability, and throughout the overall UK research, living in low-income households has also been associated with poorer financial capability outcomes for children.

Children in low-income households may therefore be in greater need of support to ensure that they develop financial capability to the same level as children from homes with higher incomes.

However, it is vital to note that many families and children from low-income households will have many financial strengths to build on. In particular, confidence in managing money is not affected by income.

Interventions should be designed to work with, and leverage where possible, the individual situations that families living with low incomes may face. Support should be provided in ways that recognise the reality of how parents in low-income homes interact with money around their children.

### Low financial confidence

A relationship between children's confidence in managing money and positive financial knowledge, attitudes and behaviours, is another theme to emerge from the UK-wide research. While the sample size in Northern Ireland is not large enough to look into this in detail, these learnings can likely be applied across nations.

UK-wide children's confidence managing money is associated with other positive outcomes including: frequency and amount of savings; keeping track of finances; involvement in choices about money; caution about borrowing; feeling in control of finances; having more life goals; shopping around; and getting questions about financial products and concepts right. Further research is needed to understand the detail of this relationship as we cannot at this stage be sure of the direction.

---

2. Low base size: 84

3. Low base size: 72

4. Low base size: 84

## Remaining questions and further research

There are a number of questions the analysis of this survey has yet to address, and findings that warrant further investigation. Some of this can be addressed through further analysis and 'deep dives' into our survey data. Some will need to be investigated through new research and analysis.

Areas for further research include:

- **The relationship between parent behaviour and attitudes and child financial capability.** Does it make a difference if parents talk about money with their children? Do parents who demonstrate indicators of good financial capability tend to have children who do too? What demographic factors make a difference?
- **The impact of family finances and composition.** Do children living in homes experiencing financial difficulties tend to have poorer financial capability? How does financial capability differ among children from homes with different family structures?
- **Key vulnerable groups.** What sorts of characteristics do children with lower levels of financial capability demonstrate – for example, do children with lower levels of social and emotional skills have poorer financial capability? Do children with particular characteristics, such as having a disability, or being a young carer, have different levels of financial capability from children overall?
- **The direction of the relationship between financial capability and confidence.** Does financial capability lead to financial confidence or does it work the other way around? It may also be interesting to explore further the lack of relationship we have shown between low income and confidence, including whether high confidence in a low-income household is associated with better outcomes than might otherwise be expected.



# Introduction

## Background

The Money Advice Service is contributing to and co-ordinating the Financial Capability Strategy for the UK and working to support the NI Executive Financial Capability Strategy 2013-18 both of which will help to address low levels of financial capability and wellbeing amongst adults.<sup>5</sup> But it will do more than that. Adult financial capability is in large part a consequence of what is seen, learned and experienced in childhood and adolescence. The strategy will support the current generation of children and young people, to help them become the financially-capable adults of tomorrow.

As part of our work, we commissioned the 2016 UK Children and Young People's Financial Capability Survey. Interviewing children has many challenges. It is necessary to obtain and record parental consent; ensure that the children will understand and be able to answer your questions; and adapt your questions so they are appropriate for the level of development of the various age groups you wish to target. For topics such as financial capability and money management, there are additional challenges. Not only are children unlikely to know relevant information such as household income, but also it is likely that children's behaviours and attitudes towards money are influenced by those of their parents. To get a full picture, you therefore need to survey parents and children together.

The 2016 UK Children and Young People's Financial Capability Survey meets these challenges head on and, as such, is the first of its kind: a nationally representative survey of the financial knowledge, attitudes and behaviours of children and young people aged 4–17, and their parents, living in the UK. We published a report on the full UK-wide findings in March 2017<sup>6</sup>. This report focuses specifically on the findings from interviews conducted with children and parents in Northern Ireland.

### The aims of the survey were to:

- provide a baseline measure of financial capability amongst children and young people and their parents and carers
- provide a national picture of financial capability amongst children and young people
- understand what drives good and poor financial capability among children, including the role of financial education within families.

The aim of this report is to give an overview of the initial findings of the survey, and some of the main themes that have emerged within Northern Ireland and more generally across the UK. We anticipate that there will be further reports which will explore aspects of the data in greater detail.

5. *The Financial Capability Strategy for the UK* (Money Advice Service, 2015) – see [fincap.org.uk](http://fincap.org.uk) for details.

6. *The Financial Capability of Children, Young People and their Parents* (Money Advice Service, 2017)

The report covers:

### **Chapter 1 – How children access and use money**

- Where children get their money from and how they save and manage it
- What financial products children use, and who chooses them
- Who decides what children do with their money, whether they spend or save, and what experiences they have in paying for things

### **Chapter 2 – What children think about money**

- What they think about spending, saving and borrowing
- How they think about making choices and trade-offs
- Whether children feel confident and in control of their money
- Children's financial and life goals and aspirations

### **Chapter 3 – What children know about money**

- How well children understand financial products, concepts and terminology, and how well they can apply numeracy skills to financial situations
- How well children understand that money has a value and that you have to make choices
- To what extent children can plan and budget with their money and get good value for money
- How well children understand the role that money plays in society, and what adults have to pay for

### **Chapter 4 – How children learn about money**

- Where children get advice and guidance about money, and the role their parents play<sup>7</sup>
- How parents' attitudes and behaviours affect their children
- The role of schools and colleges

Throughout this report we use the term 'children' as shorthand for children and young people, and we use the term 'parents' as shorthand for parents, carers or guardians.

## **Methodology**

The 2016 Children and Young People's Financial Capability Survey is a nationally representative survey of a total of 4,958 children and young people aged 4–17, and their parents, living in the UK.

The study was conducted for the Money Advice Service by BMG research, and used both online (69%) and CAPI (computer aided personal interviewing) (31%) to survey 4,141 children aged 7–17, (each interviewed with one of their parents). We also conducted 817 online-only interviews with children aged 4–6, (again interviewed with one of their parents). These figures include boost interviewing which was conducted in each of the devolved nations (1,124 boost interviews in total) in order to ensure a robust base for analysis. The same is true of 15- to 17-year-olds, where again boost interviewing was undertaken (1,026 boost interviews in total). For Northern Ireland in particular, 112 interviews were conducted with 4-6 year olds, and 438 with 7-17 year olds.

---

7. The term 'advice' here is used to denote advice in the general sense, not regulated financial advice

Two questionnaires were developed, one for 7- to 17-year-olds and their parents, and one for 4- to year-olds and their parents. Both surveys used a common core set of questions amongst parents to give an indication of overall parental and household financial capability, as well as parental attitudes towards financial management. However, questions asked of children and young people diverged significantly across age-groups. Some questions were asked of both children and their parents, in both surveys. Not all questions were asked of all children surveyed due to varying levels of cognitive development and expectations of what they are likely to have experienced. Throughout the report, notes at the bottom of charts show a question number with the notation 'CYP' if children answered or 'P' if parents answered.

In order to ensure that the findings accurately reflect the population of children and young people, the data were weighted to represent the population breakdown of children aged 4, 5–6, 7–11, 12–15 and 16–17 within each nation (England, Scotland, Wales, and Northern Ireland). The variables used for weighting were age, gender, region, ethnicity, income deprivation of the household's local area, and whether the household was in an urban or rural setting.

## Analysis variables

Throughout the report, the findings have been analysed by a number of variables of interest, such as age or household income. Where a statistic is analysed by one of these variables and the figure given is said to be the most or least, this refers to a significant difference. In statistical terms, a significant difference between two research results is a difference that is large enough that it is highly likely it didn't arise by chance. This report focuses on findings specifically related to Northern Ireland, though where relevant comparisons are made with the all-UK findings.

The Northern Ireland sample falls within the sample for the larger UK-wide study. A sample boost took place in Northern Ireland to allow us to be able to look at Northern Ireland as a whole and to help us understand how the overall context between nations differs. However, this doesn't allow us to look at smaller analysis breaks within Northern Ireland and the survey was not designed to do so.

In instances in the report where sample sizes are too small in Northern Ireland to analyse separately (base size less than 60), where a finding has been reported it is done so at UK level and this is referred to in the text. Groups with a base size of less than 60 within Northern Ireland have not been referenced, and between 60 and 100, the base size has been referred to in the text, or below any corresponding graph where appropriate.

All figures in this report are Northern Ireland specific unless explicitly referencing the UK as a whole<sup>8</sup>.

The main analysis variables are:

### Age

Looking at the results by age gives us a proxy for seeing how a child changes over time. Where possible, questions have been reported for all age-groups. In some cases, while the question is broadly similar, the text and format has been adapted for the 4- to 6-year-olds. The age-group answering the question is noted in the base of the charts.

Age was split into bands as follows:

- 4 – 6 year olds
- 7 – 11 year olds
- 12-15 year olds
- 16-17 year olds (note, small sample size of 84)

---

8. Throughout the analysis, 'don't know' and 'refused' answers have been excluded. A minority of questions elicit an unusually high proportion of 'don't know' answers, for example, where children are given a numeracy problem as part of the questionnaire. In these cases, the 'don't knows' are included in the analysis as it indicates how hard it was for the respondents to answer that question. Where this is the case, the inclusion of 'don't know' is clearly indicated on the table or chart.

## Household income

Parents were asked a number of demographic questions, including household income. Household income is strongly linked to adult financial capability measures so it was likely to be an important factor in children's financial attitudes, beliefs and behaviour.

Households were split into income groups as follows:

- Low-income: £17,500 or less
- Medium-income: £17,500 to £49,999
- High-income: £50,000 or more (note, base size is 59 and therefore too small to report on for Northern Ireland)

## Regular or irregular money

This comes from the question 'In which of the following ways does child get money of his/her own?' for 4- to 6-year-olds and from the question 'Where do you get your money from?' for 7- to 17-year-olds.

Regular money includes pocket money or money from a job. Everything else is classified as irregular money. Children who are classified as getting regular money may get money from irregular sources as well but children who do not get either pocket money or money from a job, but do get other types of money, such as money on days out or special occasions, are classified as having irregular money (note, irregular money has a small base size of 74 for 7-17 year olds).

A small percentage of children got no money of their own and were not classified into either group.

## Responsibility for deciding how own money is spent

Across the UK, we expected that the degree of responsibility that children were given to make decisions about their own money, would have an impact on their financial attitudes beliefs and behaviour. This is split into:

- Parents or carers decide
- Child decides
- Child and parent/carer decide together

The 7- to 17-year-olds answer these questions themselves and the parents of the 4- to 6-year-olds answer on their behalf. While responsibility is inherently linked with age we do still observe differences within age groups. Due to small sample bases, these groups are not reported within Northern Ireland.

## Saving

Across the UK, we know that active saving is an important factor in adult financial capability.<sup>9</sup>

In the 7–17 age-group survey, we asked about the frequency of saving and this was asked only of those aged 8–17, as there is evidence that it is harder for 7-year-olds to understand the concept of frequency.<sup>10</sup>

The 8- to 17-year-olds were split into the following groups:

- Saves every time
- Saves most times
- Saves sometimes
- Never saves

For the 4- to 6-year-olds, this was also reported by the child and was split into:

- I like to save my money
- I like to spend my money

Again, due to small sample bases, these groups are not reported within Northern Ireland.

## Confidence managing money

This comes from the question: 'How confident do you feel managing your money? Please answer on a scale of 0–10, where 0 is 'not at all confident' and 10 is 'very confident'. This is asked of 12-year-olds and above as it would be hard for younger children to understand or judge their level of confidence. The answers are split into:

- Confident: 8–10
- Neither: 4–7
- Not confident: 0–3

Throughout the report only the extremes are quoted and are referred to as 'confident' (8–10) and 'not confident' (0–3). The question is also asked of the parents but, to keep the analysis simple and easy to understand, that is not used as a variable for analysis in this report. It may be used for further analysis at a later date.

Due to small sample bases, these groups are not reported within Northern Ireland so any reference to results by financial confidence refer to UK-wide results only.

---

9. *Measuring financial capability – identifying the building blocks* (Money Advice Service, 2016). Active saving consists of: frequency of saving; number of types of expected expense saved for; number of types of unexpected expense saved for.

10. *Habit Formation and Learning in Young Children* (Money Advice Service, 2013).

## Chapter 1: How children access and use money

### Strengths to build on:

- Nearly all children in Northern Ireland (98% of 7- to 17-year-olds and 92% of 4- to 6-year-olds) report having at least some money of their own.
- The vast majority of children aged 8–17 have experience of saving their money (91% of those that have money).
- Most children above the age of 7 in Northern Ireland are involved in how their money is saved (81%) or spent (92%), either by deciding themselves or with their parents. This increases with age.
- Nearly two-thirds (63%) of 7- to 17-year-olds receive pocket money.
- Many children experience paying for things from an early age, with 81% of 4-6-year-olds having paid for things in shops.

### Work is needed:

- Those in low-income households have a far lower frequency of saving – 23% have never saved.
- Four in ten 16- to 17-year-olds (40%)<sup>11</sup> in Northern Ireland don't have a current account, over half (53%) don't have a savings account, and about one in ten (9%) have no bank account at all (neither savings nor current account). Of those that do have an account, 29%<sup>12</sup> have never deposited money, 48% have never been into a bank, and 50% don't look after their own banking details.
- Overall, 23% of 14- to 17-year-olds said they don't keep track of their money, an important part of budgeting and saving. A further 42% only keep track in their head.
- Children who do not receive regular money are less likely to have bank accounts (particularly savings accounts), be involved in the choice of their banking products and mobile phone package or make their own spending decisions.
- UK-wide, children who are not confident in managing their money are less likely to save every or most times.

11. Low base size: 84

12. Low base size: 72

## Managing money day to day

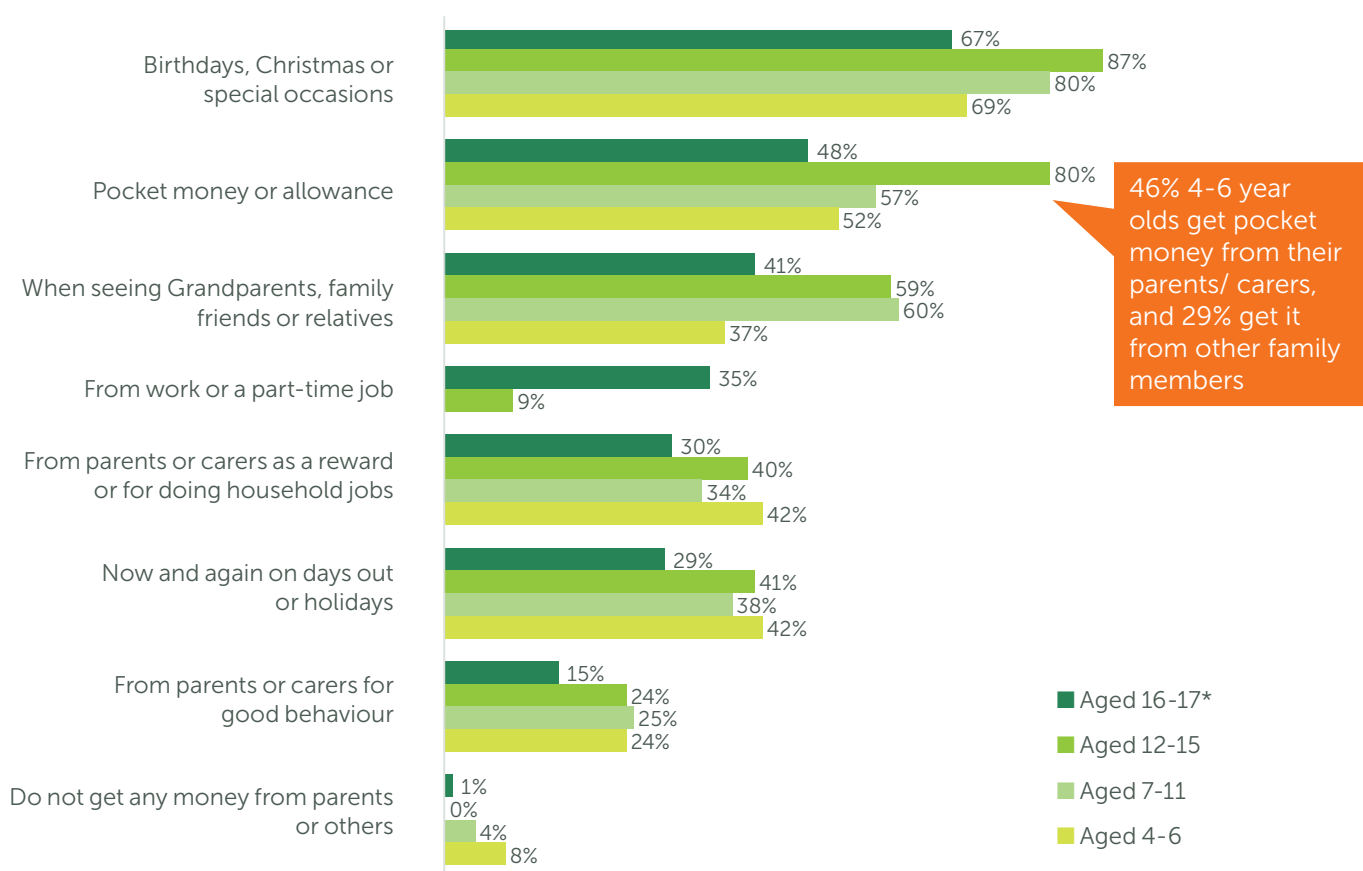
### Where does children's money come from?

Children get their money from a variety of sources. The majority of children across all of the age-ranges receive at least some money of their own. They get given the money primarily at birthdays, Christmas and special occasions, or as pocket money (Chart 1)<sup>13</sup>. As in the UK as a whole, only 2% of 7- to 17-year-olds in Northern Ireland and 8% of 4- to 6-year-olds get no money of their own. Overall, 70% of the 7- to 17-year-olds and 52% of the 4- to 6-year-olds get regular money. Younger children in Northern Ireland are more likely to receive regular money than their UK counterparts.

Amongst the 7- to 17-year-olds, 63% get pocket money and 35% of 16- to 17-year-olds earn money from a job. The peak ages for receiving pocket money are 12–15. Above this, children are more likely to be working outside the home, and perhaps expected to supplement their pocket money themselves. Children aged 16–17 in Northern Ireland (48%)<sup>14</sup> are less likely to receive pocket money than their UK counterparts (67% overall UK) whereas 12- to 15-year-olds in Northern Ireland are more likely to receive pocket money (80% vs 73% in UK as a whole). Below 12-15, children may be deemed to have fewer needs or to have more bought for them by parents.

Generally, 4- to 6-year-olds in Northern Ireland tend to source money from the same sources as those aged 7 to 15, although there are some exceptions. Children aged 4–6 are less likely to be given money on 'special occasions, such as when seeing grandparents and other relatives, or on birthdays or special occasions.

**Chart 1: Where children get their money from**



Source: MAS 2016 Financial Capability Survey for Children and Young People. PP5 In which of the following ways does child get money of his/her own? Parents of 4-6 year olds. CYP2 Where do you get your money from? 7-17. Base: All 4-6 n=112, All 7-17 n=438.

\*Low base size: 84 (aged 16-17).

13. The data for this chart comes from parents of children aged 4–6, but directly from children aged 7–17

14. Low base size: 84

Across the UK, where children's money comes from varies with income as well as with age. In general, children in high-income households UK-wide are the most likely to get money through any route, including working outside the home.

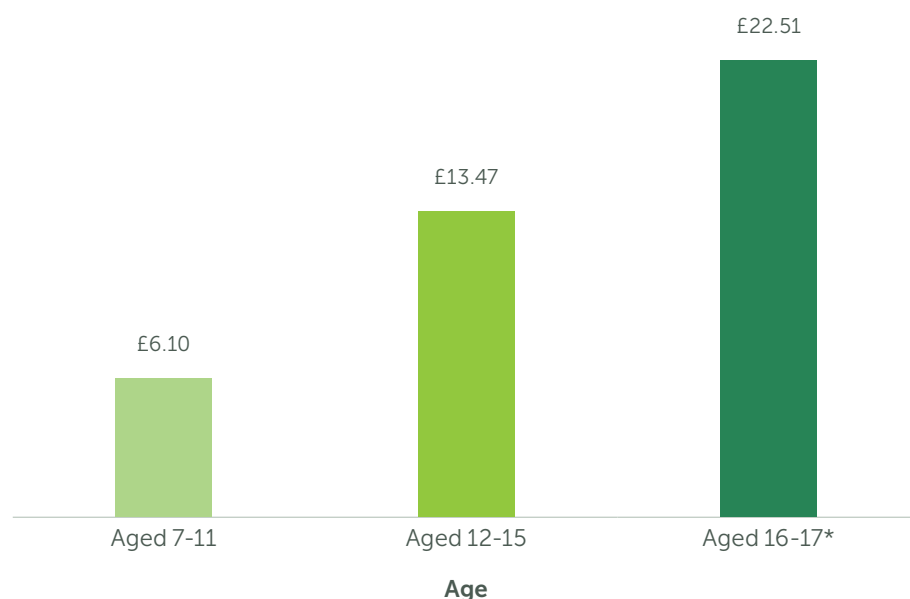
## How much money do children get?

We asked 7- to 17-year-olds to recall how much money they got last week, in order to get the most accurate data. The amount children said they received in Northern Ireland varied from around £5 for 7- to 11-year-olds, to around £23 for 16- to 17-year-olds. On average children received £12.21 in the previous week, and only 5% got nothing. Average amounts received closely match those seen across the overall UK (£12.11),<sup>15</sup> although for younger children, an allowance of £5 is considerably lower than the overall UK (£8).

Most 7- to 17-year-olds do get given money regularly (70%). The amounts given, however, are not always the same. Overall, 59% of those who receive pocket money get a varying amount of pocket money or allowance, and 35% get the same each week or month. Getting the same amount is more likely for those aged 12–15 (48%) (Chart 2) and less likely for those in low-income households (27%).

UK-wide, children who received their money regularly also on average received more; it may be, however, that they found it easier to recall the total amount than those who did not get given money regularly. There is some indication that those in receipt of regular money also received more (£13.38), but comparison with those in receipt of irregular money is not possible here due to low sample sizes in the latter group.<sup>16</sup>

**Chart 2: How much money children received last week**



Source: MAS 2016 Financial Capability Survey for Children and Young People. YP1 How much money were you given in total last week? 7-17 Base: All those who get money: n=430.

\* Low base size: 76 (aged 16-17).

15. Outliers of £200 or more were removed from the calculation of means.

16. It is not possible to tell how much of this money is from paid jobs and how much is from other sources.



## How often do children save?

Overall, 10% of children aged 8–17 in Northern Ireland save money every time they get some and 35% save most times.<sup>17</sup> In the UK overall, this varies with income, and confidence in managing money, but does not vary much with age.

One in ten (9%) children in Northern Ireland say they never save, but children in low-income households are most likely to report never saving (23%, 12% UK).

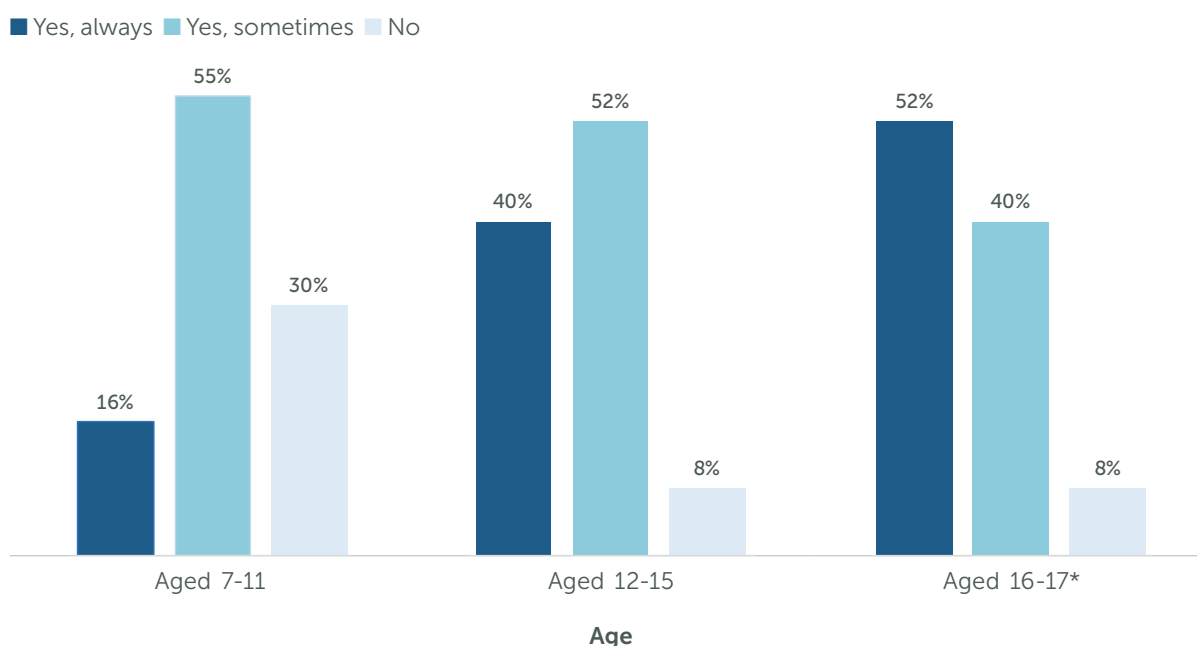
Amongst 4- to 6-year-olds, 77% in Northern Ireland report having some money saved up. As with the overall UK, this is lowest amongst 4-year-olds and in low-income households.

## Can children manage their money?

Overall, 83% of parents of 7- to 17-year-olds said their child could always (32%) or sometimes (51%) manage their money, compared to only 31% of parents of 4- to 6-year-olds. Children, who in their parents' opinion could always manage their money, are most likely to be in the older age groups (Chart 3).

An additional finding UK-wide is that those from high-income families, those who save their money every time they receive it and are financially confident are more likely to have parents who feel they are able to always manage their money.

**Chart 3: Whether children can manage their own money – Parent's view**



Source: MAS 2016 Financial Capability Survey for Children and Young People. Is [Child name] able to do any of the following...? : Manage [his/her] own day-to-day money or allowance? Base: All parents of 7-17 where child gets money of its own n=411.

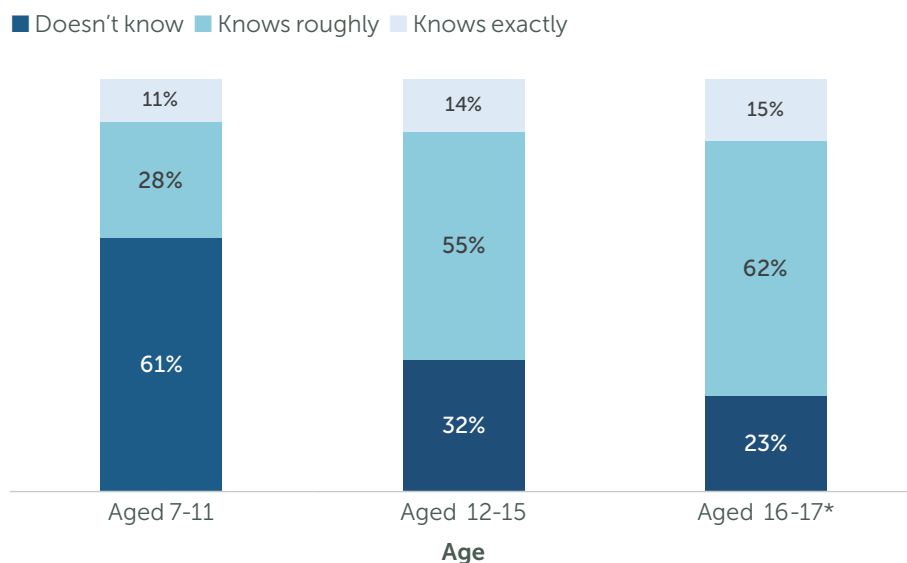
\* Low base size: 81 (aged 16-17).

Despite this, in the 7–17 age group, only 56% of children in Northern Ireland knew exactly or roughly how much money they had, which is lower than the 64% reported for the overall UK. Whether someone knows (at least approximately) how much money they have, is an indicator of good financial management, so there appears to be a gap: are parents over-confident about their children's capacity to manage their money?

Older children are most likely to know how much money they have (Chart 4).

17. This question was not asked of 7- year olds

**Chart 4: Whether children know how much money they have**



Source: MAS 2016 Financial Capability Survey for Children and Young People. CYP5. Do you know how much money you have in total in all of those places? Including in your bank? Base: 7-17 who get money n=417.

\* Low base size: 82 (aged 16-17).

When asked how they keep track of their money, 23% (17% overall UK) of 14- to 17-year-olds in Northern Ireland said they don't keep track at all, but this differs between 12-15 (32%)<sup>18</sup> and 16-17 (14%)<sup>19</sup> year-olds. A further 42% of 14- to 17-year-olds only keep track in their head.

The top five methods of keeping track for 14- to 17-year-olds are:

- 42% keep track in their head (this is significantly higher than the UK, 34%)
- 21% check their balance at a cash machine
- 19% use an online bank account
- 11% review their statements
- 9% use a mobile app.

18. Low base size: 81

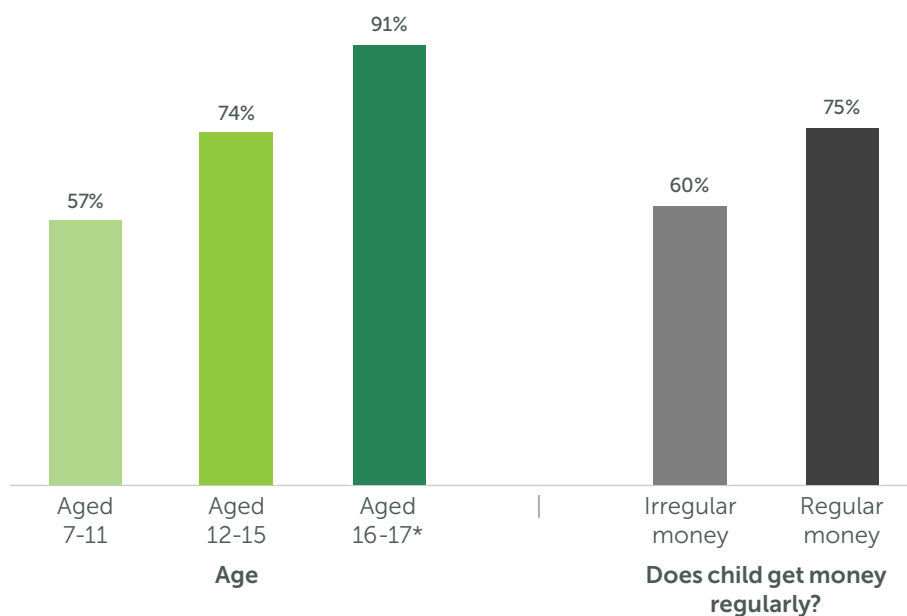
19. Low base size: 78

## Access to and use of financial products

### Do children have bank accounts?

Overall, 69% of children aged 7–17 in Northern Ireland have a bank account of any type, either current account or savings account.<sup>20</sup> This increases with age and income and is more common amongst those receiving regular money.

**Chart 5: Percentage of children who have a bank account (of any type)**



Source: MAS 2016 Financial Capability Survey for Children and Young People. NQ4 (C). Do you have a bank account of your own? Base: All 7-17 n=438.

\* Low base sizes: 84 (aged 16-17).

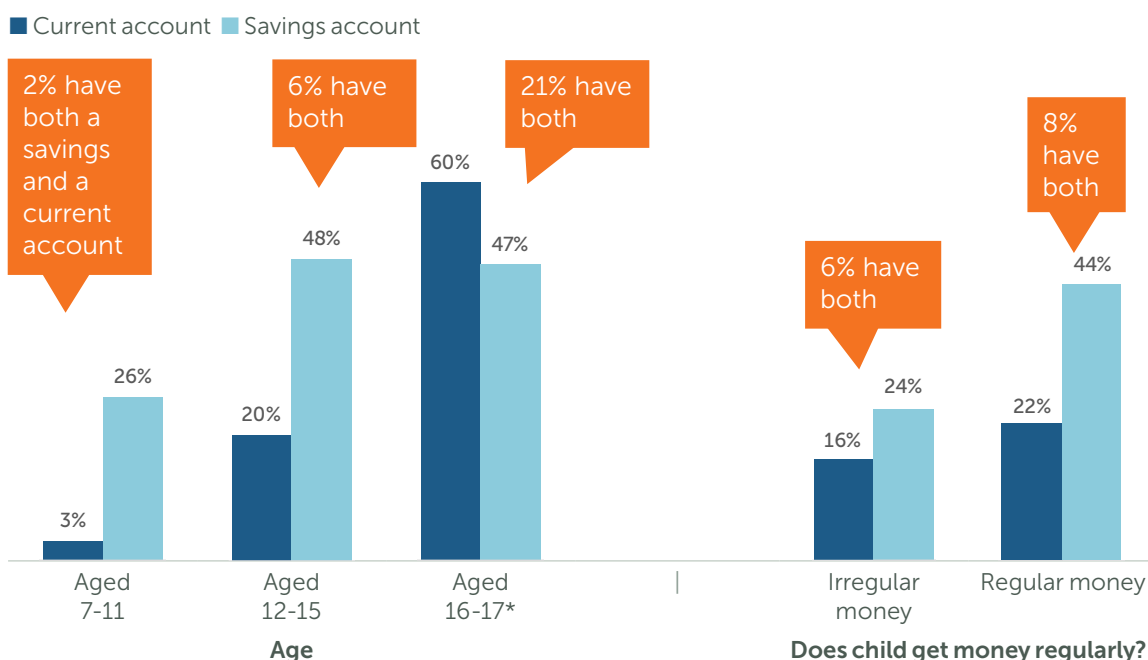
The type of account held varies with age, and in terms of savings accounts, income and whether the child gets regular or irregular money. Younger children are more likely to have a savings account and older children to have a current account; indeed, for those children aged 7-11 and 12-15, ownership of a current account is notably lower than the overall UK (8% of 7-11 in UK have a current account and 32% of 12-15).

While the proportion of children in Northern Ireland holding a current account triples from age 12–15 to age 16–17 (20% to 60%), the proportion with a savings account is relatively uniform across these two age groups – 48% of 12- to 15-year-olds and 47% of 16- to 17-year-olds – providing further evidence that savings habits are not changing by age. There are also still two in five 16- to 17-year-olds (40%) who don't have a current account, and around one in ten (9%) who have no bank account at all which is half of that of the UK overall (18%).<sup>21</sup> These children may be missing out on opportunities to learn about managing their money, gain confidence, and build financial knowledge and skills.

20. The term 'bank account' is taken here to include building society or credit union accounts.

21. Including 2% who don't know.

**Chart 6: Type of bank account held**



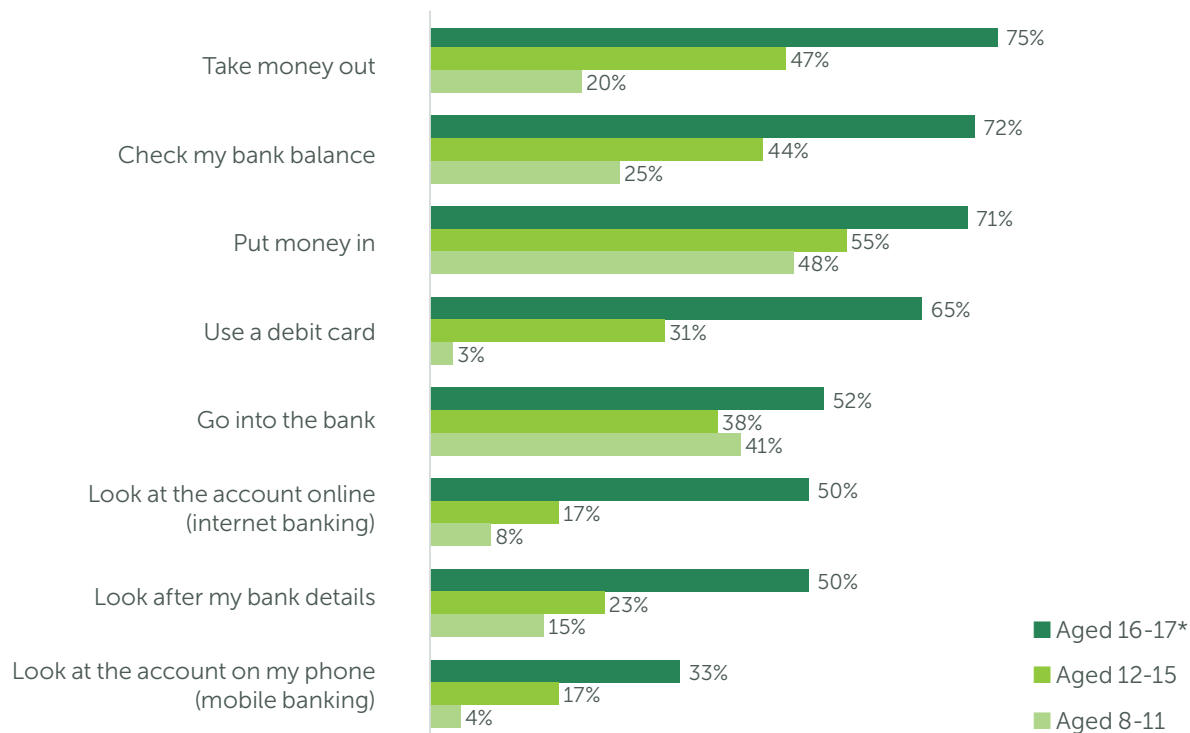
Source: MAS 2016 Financial Capability Survey for Children and Young People. YP2. Do you know what type of bank account you have? Is it a.... (8+) Base: rebased to all children not just those with a bank account n=438.

\* Low base size: 84 (aged 16-17).

Those who do have bank accounts perform a variety of tasks, primarily depositing and withdrawing money and checking their balances. Compared to the UK overall, activity rates tend to be lower, particularly with regards to checking balances, using debit cards, and online banking.

All activities increase with age, in particular using a debit card, withdrawing money, and online banking. Children who get regular money in Northern Ireland are more likely to undertake most of the activities. What is striking is the absence of many of these behaviours amongst older children – for example, 29% of 16- to 17-year-olds with a bank account do not report depositing money, 48% do not go into the bank, and 50% do not look after their own bank details (Chart 7). Compared with the overall UK, children under 16 in Northern Ireland are less likely to have a bank account and less likely to use it when they do, while 16- to 17-year-olds in Northern Ireland are more likely to have a bank account than those in the UK, but are less likely to use it.

**Chart 7: Activities done by children with bank accounts**



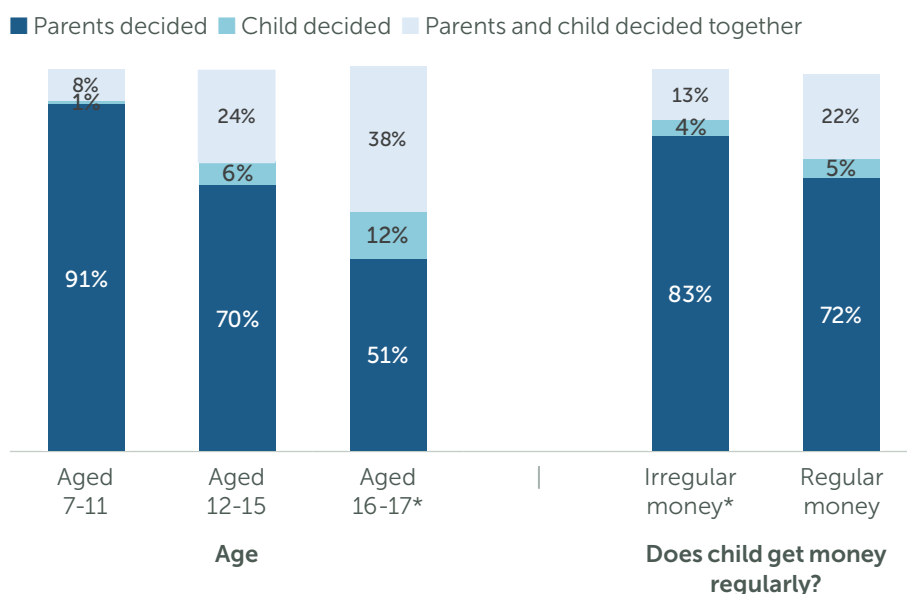
Source: MAS 2016 Financial Capability Survey for Children and Young People. PP19. Which of the following do you do with your bank account(s)...? (8+) Bases vary.

\* Low base size: 68 (aged 16-17).

## Who chooses children's financial products?

Overall, parents alone are most likely to choose their child's banking products, doing so 76% of the time, as compared to 20% who chose jointly and only 5% of children who made the decision alone. Compared to the UK overall, parents in Northern Ireland are more likely to be the sole decision-maker (67% UK overall), offset against a lower proportion making a joint decision with the child (20% UK overall). Children in Northern Ireland are more likely to be involved in the decision when they are older and when they get regular money.

**Chart 8: Who chooses children's banking products?**

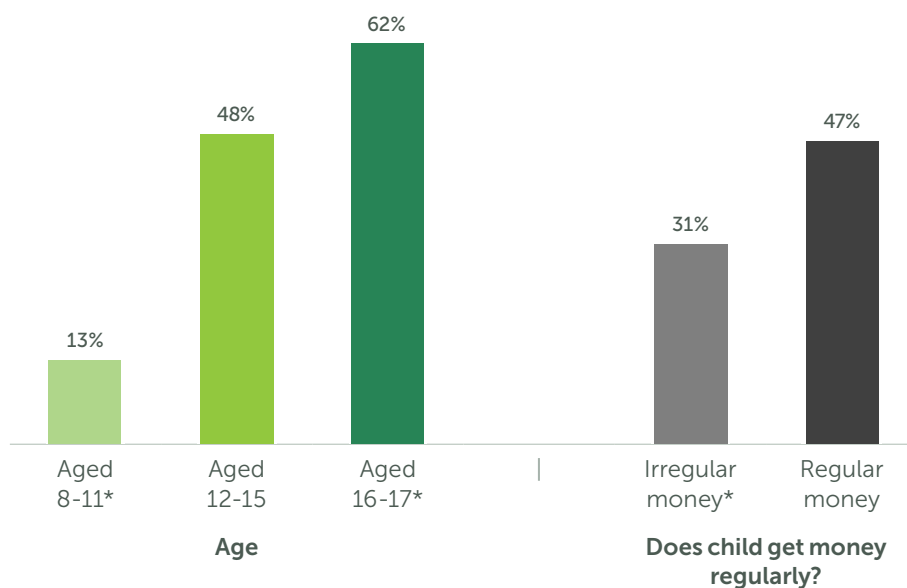


Source: MAS 2016 Financial Capability Survey for Children and Young People. PP9 To what extent was [Child name] involved in the choice of banking products in [his/her] name? 7-17 parents: Base: parents of child with banking product n=331.

\* Low sample base: 69 (aged 16-17); 88 (irregular money).

Children seem to be more involved in decisions about mobile-phone plans than banking products, and there is a similar pattern of increased involvement by age and regularity of money. Overall, 89% of children aged 8 and above in Northern Ireland have a mobile phone and 44% of these children are involved in their choice of package.

**Chart 9: Percentage of children involved in decision about their mobile phone package**



Source: MAS 2016 Financial Capability Survey for Children and Young People. CYP1. Do you get to have a choice in the cost of your mobile phone call and data package? 8+. Base: All 8-17 with a mobile phone n=294.

\* Low base size: 76 (aged 8-11); 81 (aged 16-17); 60 (irregular money).

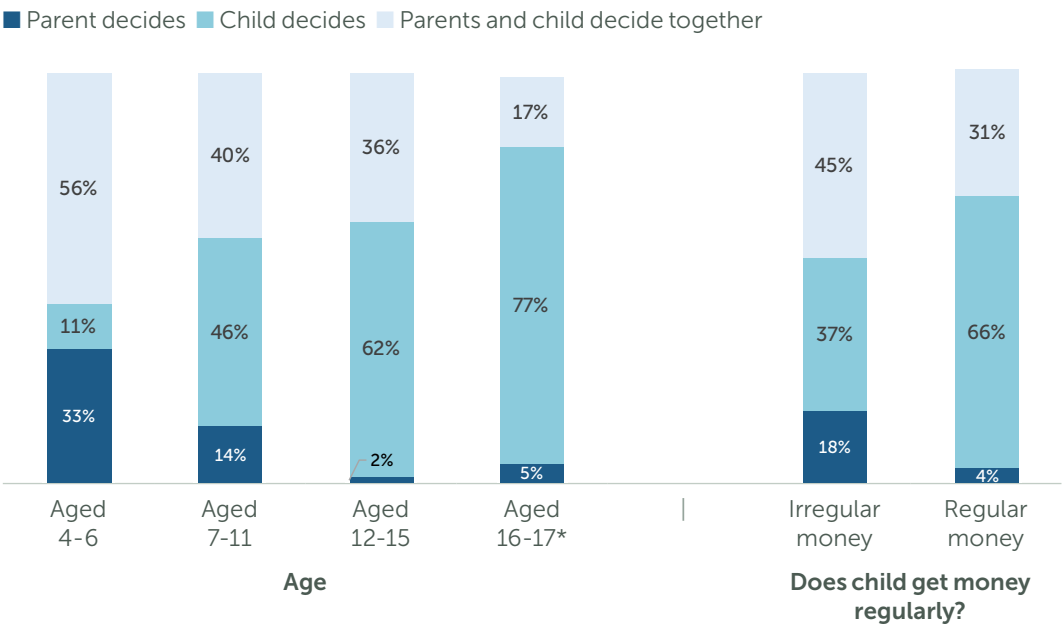
## Experiences of managing money and associated risks

### Who decides about spending and saving?

When it comes to spending and saving, parents are less likely to make decisions for their child and more likely to give them freedom to decide for themselves, either with or without parental support. Around three-fifths (58%) of 7- to 17-year-olds who receive money in Northern Ireland are responsible for deciding how they spend their own money; 34% decide with their parents; and only 8% have their parents decide. As shown in Chart 10, this varies significantly by age and income.

Only the parents of 4- to 6-year-olds decide in any great numbers how those children's money is spent, and even amongst this group, one in nine children get to make their own decision.

Chart 10: Who decides how child's money is spent?



Source: MAS 2016 Financial Capability Survey for Children and Young People. CYP8B (C). When you have money, who usually decides what you spend it on? CYP 7-17 Base: All who get money n=411.

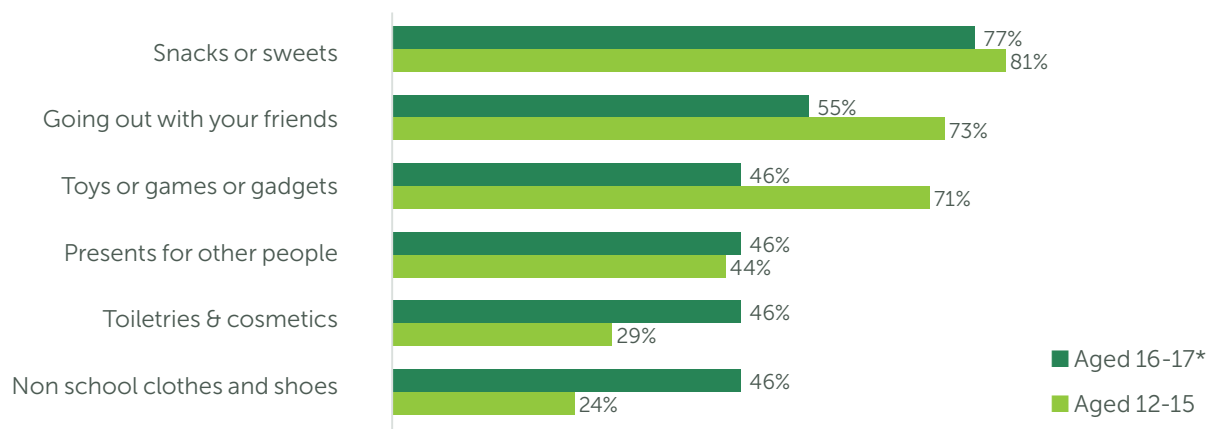
\*Low base size: 79 (aged 16-17).

The proportion of children paying out of their own money increases with age for most goods, apart from for toys (Chart 11). In general, children who are older or have regular money are more likely to pay for each of these items.

According to parents; children who have mobile phones typically have their phone costs paid for them. Overall only 10% of children with phones in Northern Ireland pay all or some of their bill, which is lower than the 21% observed across the overall UK. This is higher among older children: 18%<sup>22</sup> of 16-to 17-year-olds pay all of their bill and 15% pay some of it.

22. Low base size: 81

**Chart 11: What children pay for out of their own money**



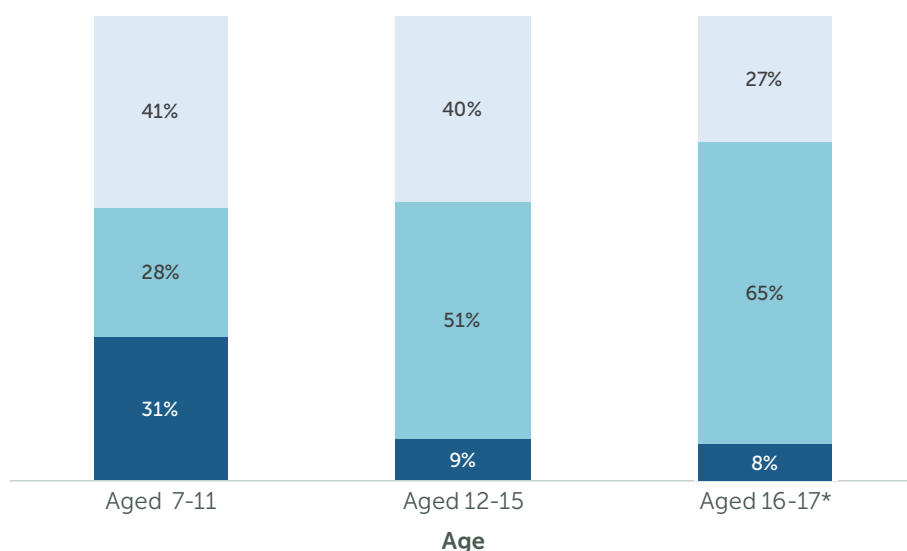
Source: MAS 2016 Financial Capability Survey for Children and Young People. YP7 (C). Do you have to pay for any of the following things out of your own money...? (11+) Base: All 11+ with money – bases vary. 11-year-olds not shown due to small base size (39).

\*Low base size: 79 (aged 16-17).

Two in five (43%) of children aged 7-17 say they decide whether or not to save their money. A similar proportion (38%) say it is a joint decision and only 19% report that their parents decide. Compared to the UK overall, children in Northern Ireland are less likely to make the sole decision (54% UK overall). It is clear that parents of younger children in Northern Ireland are far less likely to give children the responsibility of whether to save or not: only 28% of 7- to 11-year-olds (42% UK overall) already have sole responsibility for deciding whether they should save their money.

**Chart 12: Who decides whether children save?**

■ Parents decide ■ Child decides ■ Parents and child decide together



Source: MAS 2016 Financial Capability Survey for Children and Young People. CYP8a When you have money, who usually decides whether you save any of it? 7-17. Base: All who get money n=407.

\* Low base size: 80 (aged 16-17).



## Do children have experience of paying for things?

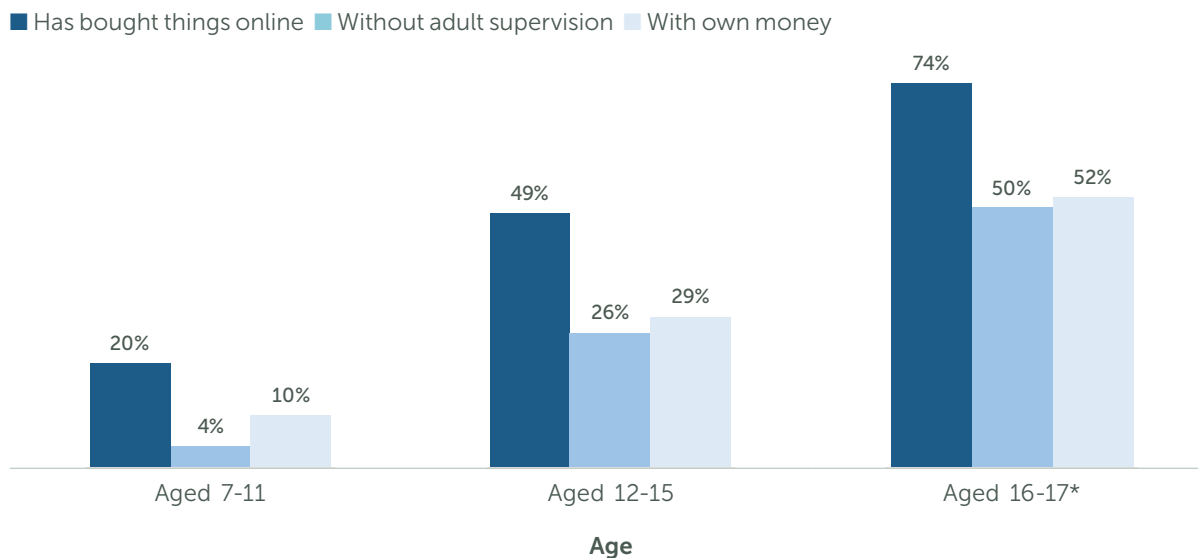
Most parents give their children experience of paying for things in shops from an early age. According to parents 81% of 4-6 year-olds in Northern Ireland have personally paid for goods using either their own or their parents' money, which rises to 78% of 7- to 11-year-olds, 95% of 12- to 15-year-olds and 93%<sup>23</sup> of 16- to 17-year-olds. UK-wide, it is higher amongst children who are confident in managing money and children who save.

It is also important to look at buying online, as research shows the amount of time spent online by those aged 8-11 and 12-15 has more than doubled since 2005.<sup>24</sup>

Overall, 40% of 7- to 17-year-olds have paid for things online, whether with their own or their parents' money. This increases with age. Of children who have bought online, on average 52% have done so without adult supervision and 64% have used their own money. These figures reflect the UK overall pattern. Using their own money to pay for things online rises to 80% amongst 16- to 17-year-olds, but even amongst 7- to 11-year-olds, over two in five who has bought online (44%) has done so without supervision and over one-third (37%) have used their own money.

These statistics are likely to change over time as online shopping becomes even more commonplace. That one in five children aged 7-11 has bought online (Chart 13) highlights how important it is that children understand how to be 'savvy' online, and are clear about the risks that exist. It is encouraging that research by Ofcom shows that nearly all parents (99% of children aged 3-4 and 96% of children aged 5-15) use at least one method of mediating their child's internet use, such as using technical tools, talking to their child about the risks, supervising their child whilst online or having defined rules about online access and behaviour. The study also shows that levels of mediation have increased from 2015 to 2016.<sup>25</sup>

**Chart 13: Buying online**



Source: MAS 2016 Financial Capability Survey for Children and Young People. PP20b (PP). Does [Child name] ever...? : Pay for things online [him/herself], such as apps, games or music (with either their money or your money)/PP22b (PP). When [Child name] pays for things online such as apps, games or music, does [he/she]...? : Pay online without adult supervision/PP22c (PP). When [Child name] pays for things online such as apps, games or music, does [he/she]...? : Use [his/her] own money or online account. Bases vary but all based on all 7-17 year olds.

\*Low base size: 84 (aged 16-17).

23. Low base size: 83

24. From 4.4 hours a week in 2005 to 11.1 hours in 2015 for 8-11-year-olds, and from 8 hours to 18.9 for 12-15-year-olds. Children and parents: media use and attitudes report (Ofcom, 2016)

25. Children and parents: media use and attitudes report (Ofcom, 2016)

## Implications

In general, most children have some degree of experience in using and managing money, starting from a very young age. However, there are some groups who have less experience and may need support to gain the level of knowledge and skills they will need to become financially capable adults.

For most children, experience of money increases with age. Of particular concern in this chapter are the subset of 16- to 17-year-olds who don't have bank accounts, or who do have accounts but don't look after their own details or pay in money. These children are on the cusp of adulthood and may need extra support to look after their financial affairs independently. It is important that young people at age 16–17 get this opportunity.

The other group that stands out as potentially benefiting from more support is children from low-income families. These children are most likely 'never' to save; their parents identify them as least likely to be able to manage their money; and they are least likely to know how much money they have in their account.

There are also some behaviours, such as active saving, and keeping track of your money, that are associated with higher levels of financial capability in adults, and that some children are not getting the opportunity to learn. It is important that education – both through schools and at home – supports this. There is evidence that habits that children start young are more likely to be maintained into adulthood.<sup>26</sup>

There is a lot that parents can do to help their children to become financially knowledgeable and engaged. Firstly, they could involve children in decisions at a younger age. While we are not suggesting that parents of younger children should leave them to make choices about bank accounts or phone packages on their own, there is evidence from the UK-wide findings that empowering children to make their own decisions – with sufficient, age-appropriate support – leads to better outcomes.

As discussed in the introduction, from the UK-wide findings it is not clear whether confident children are more likely to become involved in decisions about their money, or whether the fact that they are involved makes them confident. There is scope, however, for parents to use talking about the choice of bank account or other financial products as a way of building confidence in managing money.

Many children are now also spending money online and a considerable proportion are doing so unsupervised. There are potentially a number of risks associated with this and it is important that parents prepare their children for these.

We also saw in this chapter that there is a proportion of parents who make their children's spending and saving decisions for them. In subsequent chapters, we will see that in the UK-wide findings doing so is frequently associated with poorer outcomes than when children are involved in decision making. While these parents are no doubt driven by the desire to protect their children, the evidence presented here suggests that their children may instead benefit from support to empower them. Parents themselves may also need support in some instances, to help them engage with their children and feel more comfortable giving them responsibility at a younger age.

---

26. *Habit Formation and Learning in Young Children* (Money Advice Service, 2013)

## Chapter 2: What children think about money

### Strengths to build on:

- Most children aged 11–17 in Northern Ireland (91%) agree that it is important to learn about managing their money.
- The vast majority of children (95%) say they would save at least something when given a windfall of £100.
- Children have a cautious attitude towards borrowing: nearly six in ten (58%) would prefer not to borrow
- Even at the ages of 4–6, children are more likely to choose needs over wants
- Only 17% of children aged 11–17 in Northern Ireland feel that they are unable to make a difference to their money situation.
- Most children aged 11–17 are aspirational and have life goals such a secure job, or getting into university. Only 4% overall had none of the goals we asked them about.
- Almost all children aged 7–17 (91%) have some experience of saving up for a certain amount of time to buy specific things that they want, with older children being more likely to have longer-term savings.

### Work is needed:

- Children from low-income households in Northern Ireland would tend to save less money in a windfall situation.

UK-wide, we see certain patterns evolve where parents are responsible for deciding on the child's spending:

- Children whose parents decide on their spending are most likely to say they aren't worried about borrowing even if they can't afford to pay it back.
- Children aged 4–6 whose parents decide on their spending are much more likely to make a poor want vs. need trade-off than those who decide for themselves.
- Additionally, UK-wide children who never save are least likely to be confident in managing their money.

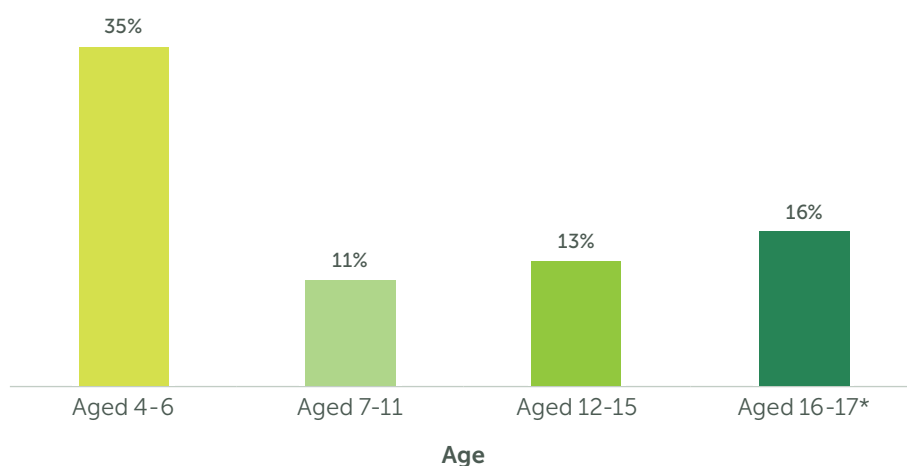
## Attitudes to money management

### What do children think about spending and saving?

Most children had a relatively positive attitude towards saving some money versus spending it all at once. We asked children to imagine they have been given a relatively small amount: £5 for the 4- to 6-year-olds and £10 for the 7- to 17-year-olds. Results in Northern Ireland closely reflect the overall UK; 65% of 4- to 6-year-olds said they would wait and think what to do with it, rather than spending it all at once, and only 13% of 7- to 17-year-olds said they would not save any of the money, with close uniformity by age. The 16- to 17-year-olds are most likely to spend it all (Chart 14), perhaps because at that age £10 doesn't seem as valuable a sum as it does to the younger children.

Children develop considerably between the ages of 4 and 6, and this is reflected in the data. At age 4, children find it harder to control their impulses so it is not surprising that they are less likely to save but it is interesting that receiving money regularly is linked to savings in this age group.

**Chart 14: Percentage of children who would spend it all at once when given £5 (4–6) or £10 (7–17)**



Source: MAS 2016 Financial Capability Survey for Children and Young People. 12. (C) Imagine it was your birthday yesterday and you got GBP5, what would you do with it? 4-6/CYP11 (C). Imagine someone gives you GBP10. How much would you spend and how much would you save for later? (7-17). Base: 4-6 All children n=112. 7-17 All children n=438.

\*Low base size: 84 (aged 16-17).

Children's understanding that it is good to save, and therefore their perception of themselves as a responsible saver also grows across the UK between the ages of 4 and 6.. This may also be related to their growing experience of using money. These findings are supported by research that demonstrates 4- to 5-year-olds do not fully understand the concept of time, meaning the concept of saving for the future may also be difficult to understand.<sup>27</sup>

27. Ibid.

When children are asked to think about a larger sum, the picture changes. We asked 12- to 17-year-olds to imagine they have been given £100. With such a sum, there is scope to enjoy spending and still put something by. In fact, the amount may not only have encouraged the spenders to save, but also freed up the savers to spend. For both Northern Ireland, and across the UK, the average amount saved is just under £60. Only 5% would save nothing at all, whilst 5% would save the whole £100.<sup>28</sup> Across the UK a number of differences of note emerge:

- The amount children say they would save increases with household income: in the overall UK results those in high-income households say they would save more.
- Across the UK one of the biggest gaps in the amount saved is between those who are confident in managing their money and those that are not confident. We can't know whether the tendency to save drives confidence, or whether confident children save more, but this difference certainly provides evidence of a relationship between the two.
- These findings also demonstrate the importance of children across the UK being involved in decisions to manage their money: children choose to save the least when their parents decide how they spend their money and save the most when they decide together with their parents.

## What do children think about borrowing and debt?

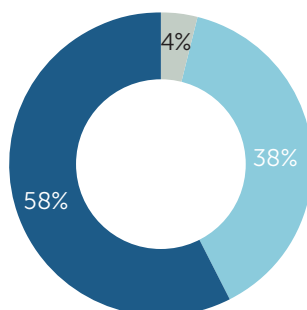
Children are cautious about borrowing and debt. We asked 12- to 17-year-olds how they felt about borrowing money and the majority said they would prefer not to; this did not vary with age. Around four in ten (38%) said that they would be happy to borrow if they could pay it back; whether this reflects a less cautious attitude or a more sophisticated understanding that some sorts of borrowing are beneficial is unclear. It is notable that children in low-income families are most likely to reject borrowing at all (Chart 15).

Very few children (4%) in Northern Ireland were happy to borrow even if they couldn't pay it back. In the UK as a whole this figure was significantly higher amongst children whose parents decide how their money is spent, those who never save and those whose confidence in managing money was low.

We also asked 15- to 17-year-olds how they would manage if they needed extra money – to pay an unexpected phone bill, for example. In line with the overall UK, very few in Northern Ireland (8%) said that they would borrow the money. Most said their parents would pay (38%) or they would use their savings (24%). However, only 10% currently pay towards their phone bill so it may be that they would not be expected to pay this within their family.

**Chart 15: How children feel about borrowing**

- I'd rather not borrow
- Borrowing is OK but only if I can pay it back
- Borrowing money does not bother me at all, even if I can't afford to pay it back



Source: MAS 2016 Financial Capability Survey for Children and Young People. YP11 (C). Below are some things people your age have said about borrowing money. Which one best describes how you feel about borrowing money? (12+) Base: All 12-17 n=288.

28. Respondents are very unlikely to choose the extreme ends of a numeric question such as this, so the percentages saying 'nothing at all' and £100 may be artificially low.

## Do children understand they cannot have everything?

Many children do understand that they cannot have everything that they want, or that their friends have; that there are trade-offs to be made; and that they should stick to agreements they have made with their parents. They understand it – but that does not mean they always like it, or that they stick to the agreements.

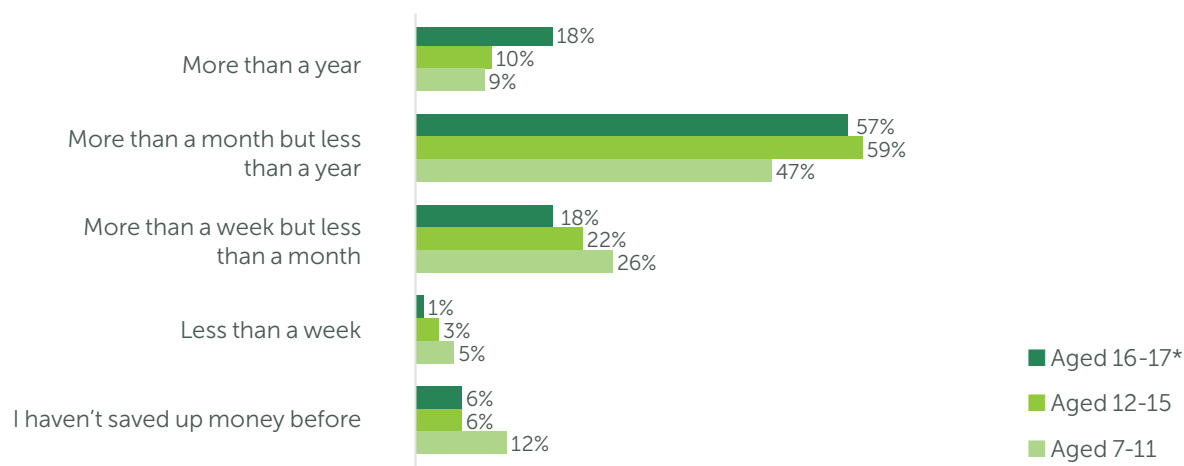
Younger children in Northern Ireland (aged 7-11) are more likely to say that they do not like it when their parents will not buy them the things they see in shops. This may be because they are less mature and realistic, or it may be because they have less money of their own and are consequently less able to buy things for themselves.

We also asked 7- to 17-year-olds whether they agreed with the statement: "I don't like it when friends have things I don't have". Overall, 63% agreed (51% overall UK). This declined by age from 66% aged 7-11, to 55%<sup>29</sup> aged 16-17.

Children are also fairly good at recognising that they cannot have everything they want when buying online. Overall, 94% of parents in Northern Ireland say their children will stick to the agreements they have for online spending (87% overall UK).

Saving up for a particular item is a good way for children to understand choices and trade-offs. Most children aged 7–17 have some experience of saving up for the things they want. Reflecting the overall UK, only 9% say they have never saved up for anything and 11% have saved up for more than a year. Younger children are the least likely to have saved, and the most likely to have saved for only a week or a month.

**Chart 16: Longest time children have saved up for**



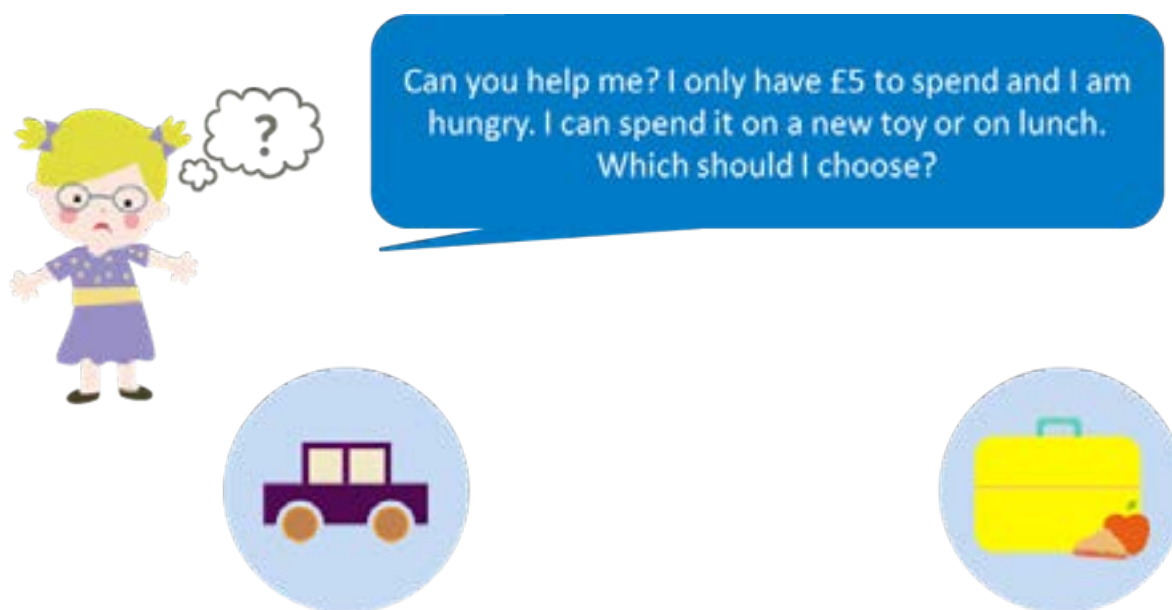
Source: MAS 2016 Financial Capability Survey for Children and Young People. CYP6 (C). What is the longest time you have saved up for? (for example to buy something you wanted) (7-17) Base: All children n=384.

\* Low base size: 81 (aged 16-17).

We gave 4- to 6-year-olds a simple scenario to see how well they understand making trade-offs (Figure 1). The scenario asked them to make a choice between something they want (a toy) and something they need (lunch). Overall, 74% of 4- to 6-year-olds in Northern Ireland would buy lunch. In the UK as a whole, children aged 4 are most likely to choose the toy, and factors such as who decides about spending, describing oneself as a saver or a spender, and parents talking to the child about money, are also linked to this.

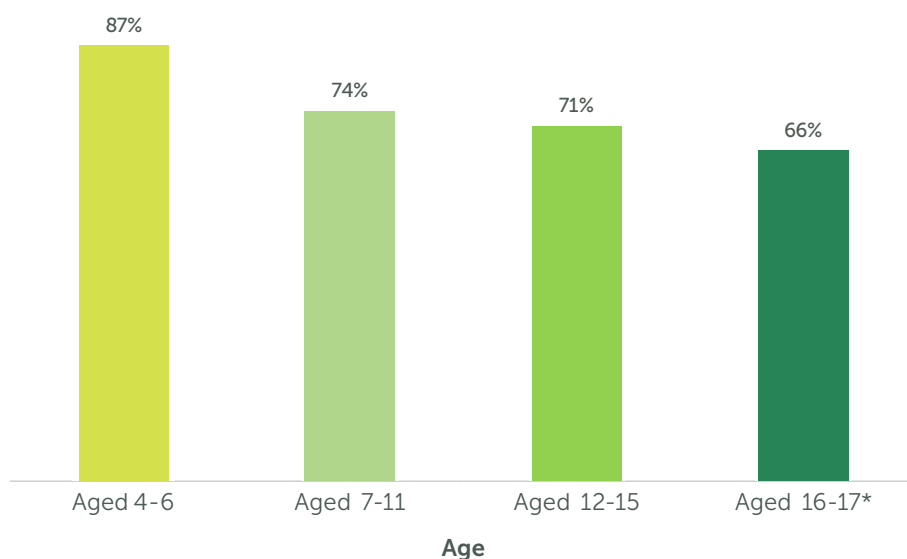
29. Low base size: 84

**Figure 1: Trade-off scenario for 4- to 6-year-olds**



Despite children knowing they cannot have everything, many of them still 'try their luck' and ask for things after they have been refused. Overall, almost nine in ten 4- to 6-year-olds and seven in ten of 7- to 17-year-olds in Northern Ireland do this, demonstrating a key challenge parents face and may need support on.

**Chart 17: Percentage of children who ask for things after being told they cannot have them**



Source: MAS 2016 Financial Capability Survey for Children and Young People. PP20c. (PP) Does child ever? Ask for things after he/she's been told he/she can't have them. Parent answered 4-6 Parent answered 7-17. Those answering 'Yes'. Base: All 4-6 n=111, All 7-17 n=433.

\* Low base size: 82 (aged 16-17).

## Do children feel confident and in control of their finances?

Overall, only 17% of 11- to 17- year- olds agreed with the statement “Nothing I do will make much difference to my money situation”. This is encouraging, as this question is a good indicator of financial engagement in adults.<sup>30</sup> There are no significant differences between those aged 12-15 (19%) and 16-17 (15%).<sup>31</sup>

We asked 12- 17-year-olds how confident they feel in managing their money. Overall 42% in Northern Ireland felt confident.<sup>32</sup> There was an increase in confidence with age from 37% aged 12-15 to 50% aged 16-17 (although the low base size should be noted for 16-17 year olds), but it is interesting that household income played little part in confidence. For the overall UK, by far the biggest difference was between children who save every time they receive money and those who never save. Again, it is not clear whether saving instils financial confidence, or financially confident children save, but there is a clearly a link.

## Goals and aspirations

### Do children want to learn about managing money?

The vast majority of 11- to 17-year-olds agree that it is important to learn to manage their money. Overall 91% agree, and there is little difference with age. Overall, in the UK there are variations with household income, responsibility for spending decisions, saving frequency, and confidence.

### What are children’s life goals?

As well as aspiring to learn about their finances, children aged 11–17 have a broad range of life goals. Overall, only 4% had none of the suggested goals. The most popular are getting a car, getting a secure job, or getting into university.

It is interesting to note only 26% in Northern Ireland (31% overall UK) have a goal to be financially independent from their parents within the next five years, and this includes 40%<sup>33</sup> of those aged 16-17 (although the small base size should be noted). This supports previous research that found the concept of independence was the key driver for this age group, but that the financial responsibilities that come with it was not seen as part of this broader independence.<sup>34</sup>

---

30. *Measuring financial capability – identifying the building blocks* (Money Advice Service, 2016).

31. Low base size: 83

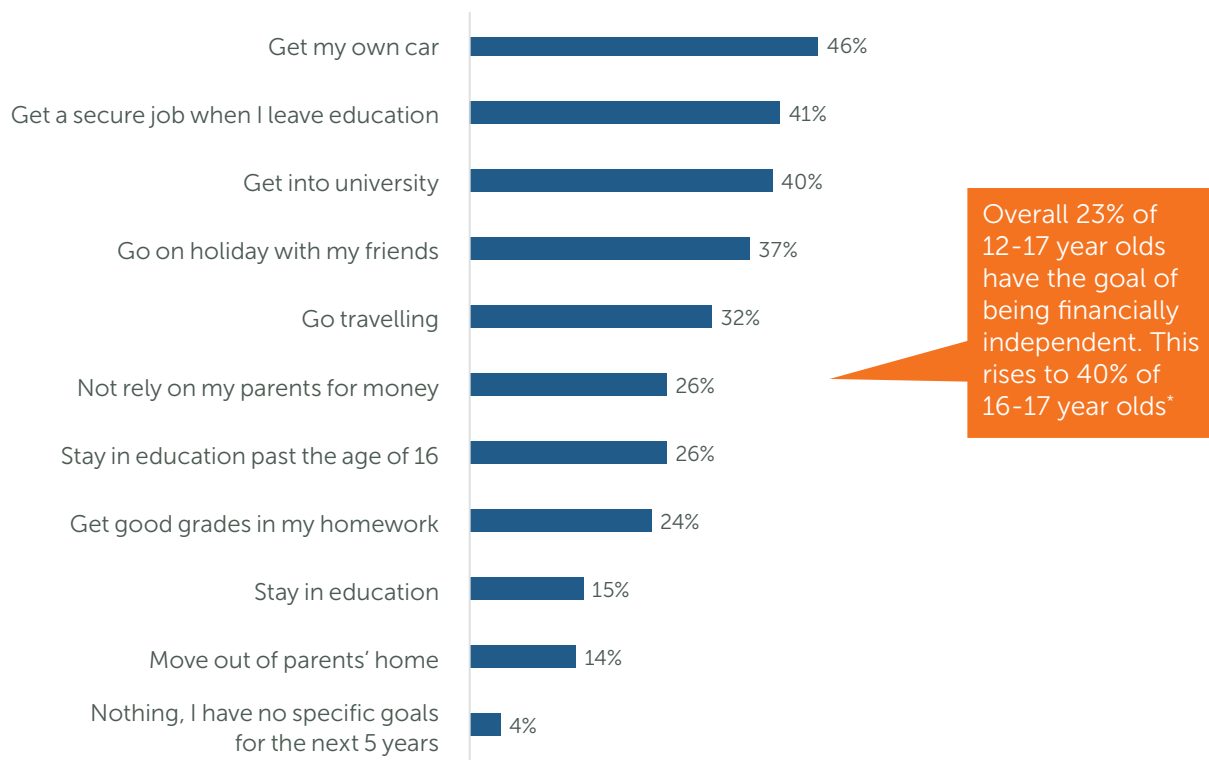
32. Those who scored 8–10 out of 10 for the question ‘How confident do you feel managing your money?’ were classified as ‘Confident’.

33. Low base size: 84

34. *It’s time to talk: young people and money regrets* (Money Advice Service, 2014)



**Chart 18: Children's five year goals**



Source: MAS 2016 Financial Capability Survey for Children and Young People. YP13. Which, if any, of the following goals would you like to achieve in the next 5 years? (11+) Base: All 11-17 n=279

\*Low base size: 84.

## Implications

Overall, this chapter has painted a positive picture of the majority of children: they have aspirational life goals, they know that money is limited, and they feel in charge of their financial situation. However, this is not the case for all children. The potential role of confidence in managing money was highlighted in the UK-wide findings as children with low confidence had fewer goals and felt less in charge. Further research may be valuable to understand more about the relationship between financial capability and confidence, to inform interventions to boost children's financial confidence.

In the UK-wide findings links between confidence, frequent saving and making one's own financial decisions also came to the fore. As discussed in Chapter One, it is important to support parents to empower their children and to support children to save regularly, no matter how much they are able to set aside.

Whilst saving frequency is not as high as it could be, nearly all children have saved up for something at one time or another. It is also positive that even those who do not normally save expect to do so when given a windfall.

The majority of children are cautious about debt and over-indebtedness. This is particularly interesting in the context of the adult Financial Capability Survey which found that young adults aged 18–24 are the most likely to be over-indebted.<sup>35</sup> This suggests that there may be value in further research to unpick understanding of and attitudes to 'good' vs. 'bad' borrowing – ie, borrowing for consumption vs. borrowing for investment or long-term benefit – and understanding what changes during the transition to adulthood. There may also be room to explore the nuances of the issue of debt in more detail with all children through education at school. The adult Financial Capability survey also highlights that there is a clear relationship for adults between saving, spending and borrowing. This supports the idea that children should not be taught about these concepts in isolation and instead any teaching about the three should be interlinked.

Financial independence was an issue that reappeared in this chapter. Some of the children who are closest to adulthood are not showing signs of financial independence, such as paying their own unexpected bills, or wanting to be free of relying financially on their parents in the next five years. This emphasises again the importance of 'just in time' financial education, equipping young people with the knowledge and skills they need to tackle the real-life challenges they will face as they assume the full financial responsibilities of adulthood.

---

35. *Young Adults' Financial Capability* (Money Advice Service, 2016)

## Chapter 3: What children know about money

### Strengths to build on:

- Most children know about the most familiar financial products, such as bank accounts and credit and debit cards.
- Most children understand that money has a value (46% of parents of 4- to 6-year-olds in Northern Ireland and 77% of parents of 7- to 17-year-olds thought their children understood this). Most also understood what needs to be paid for in our society, such as utilities, rent and mortgages.
- Nearly three quarters (73%) of the 11- to 17-year-olds in Northern Ireland were able to think about whether an item they wanted to buy was good value for money.
- Overall in the UK as a whole, children who make their own money decisions have better financial knowledge in many areas.

### Work is needed:

- While most children know about familiar financial products, there is a knowledge gap around more complex products. For example, 25% of 14- to 17-year-olds in Northern Ireland could not identify whether an 'investment' made your money grow or was something that needed paying back.
- There was a knowledge gap around relatively simple concepts such as interest and inflation, with only 72% of 12- to 17-year-olds knowing that 'inflation' was the term for prices going up in the shops.
- Only 44% of 12- to 17-year-olds, correctly answered a numerical question concerning interest and inflation.
- Reading a payslip presented difficulties for 14- to 17-year-olds: 62% in Northern Ireland could not identify pension contributions and 70% could not identify how much had been paid.

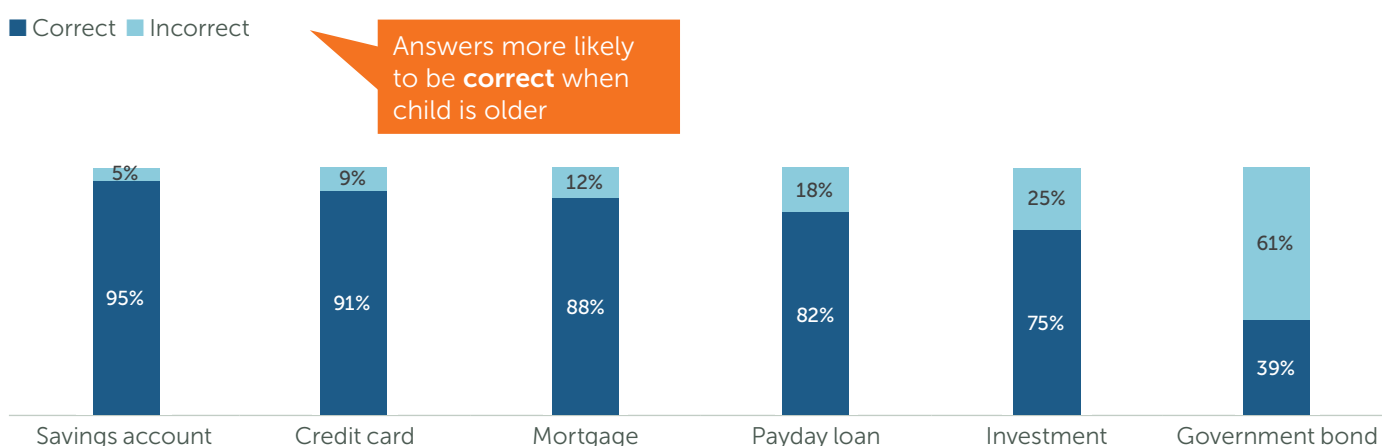
## Understanding financial products and concepts

### Do children understand how the main financial products work?

Children understand the most familiar financial products, but there is a gap in education about less well-known products and concepts. Overall, 85% of 7- to 11-year-olds in Northern Ireland (81% overall UK) know what a bank account is, although this is slightly slower in low-income households (81%).

We asked 14- to 17-year-olds to tell us whether particular financial products either helped your money grow, or needed to be paid back later. Most children could answer correctly about the familiar products such as savings accounts and mortgages, but fewer knew about more complex products such as investments and government bonds (Chart 19). Across the UK, children who are confident managing money were more likely than those with low confidence to answer the questions correctly.

**Chart 19: Do these financial products make your money grow or need to be paid back later**



Source: MAS 2016 Financial Capability Survey for Children and Young People. YP19 (C). Look at this list, and choose which ones make your money grow, and which ones give you money now that has to be paid back later...? Incorrect includes DK. CYP 14+ year olds. Base: All 14-17 year olds n=171.

Children also understand the difference between direct debits, and debit and credit cards. Overall, 95% of 14- to 17-year-olds in Northern Ireland knew that direct debits take money from your bank account each month and 91% got a question about the difference between credit and debit cards right.

However, whilst children are aware of the basic products, there are still around one in five (22%) of 12- to 17-year-olds in Northern Ireland who are unable to correctly identify how much was in a bank account when looking at a bank statement. This indicates that whilst most children know what a bank account is, some still lack the practical experience of deciphering bank statements. Older children in Northern Ireland were actually more likely to get this question incorrect (25%) This is higher than the 13% of 18- to 24-year-olds in Northern Ireland who incorrectly answered this question in the adult Financial Capability Survey of 2015.<sup>36</sup>

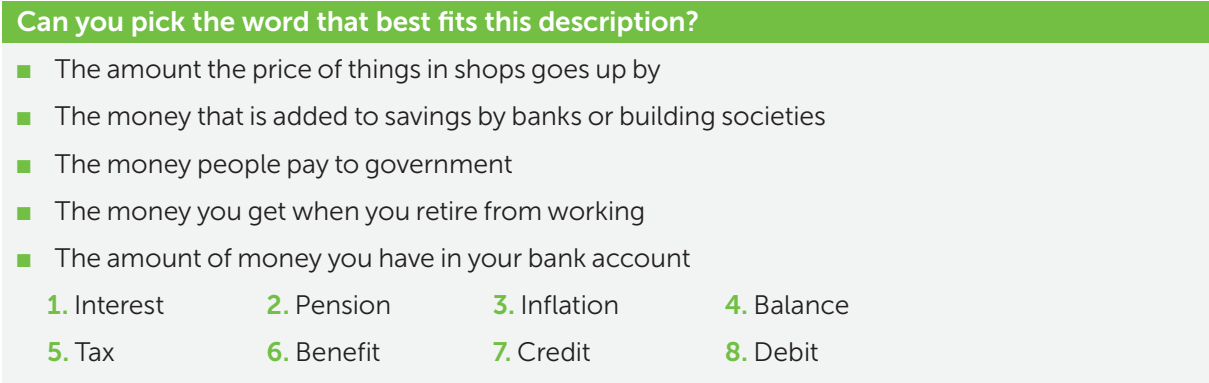
We did not expect younger children to know about financial products, but we did ask their parents how often they showed their child the different ways there are to pay for things. 71% of parents of 4- to 6-year-olds in Northern Ireland (66% overall UK) said they did this sometimes or often. This rises slightly to 74% of parents of 7- to 17-year-olds (80% overall UK); this suggests that parents in Northern Ireland are taking the opportunity to educate children of a younger age, but that this activity does not really develop as children get older. In the overall UK, parents in higher-income households were more likely to show their children different ways of paying.

36. It is important to note that the 18- to 24-year-olds who got this wrong did not do so because they were only using mobile banking. *Financial Capability in the UK 2015* (Money Advice Service, 2015)

Do children understand financial concepts and terminology?

Children understand some financial concepts and terms – but by no means all those they are likely to need in adulthood. We asked children aged 12–17 a question designed to see if they understood financial concepts and terms (Figure 2).

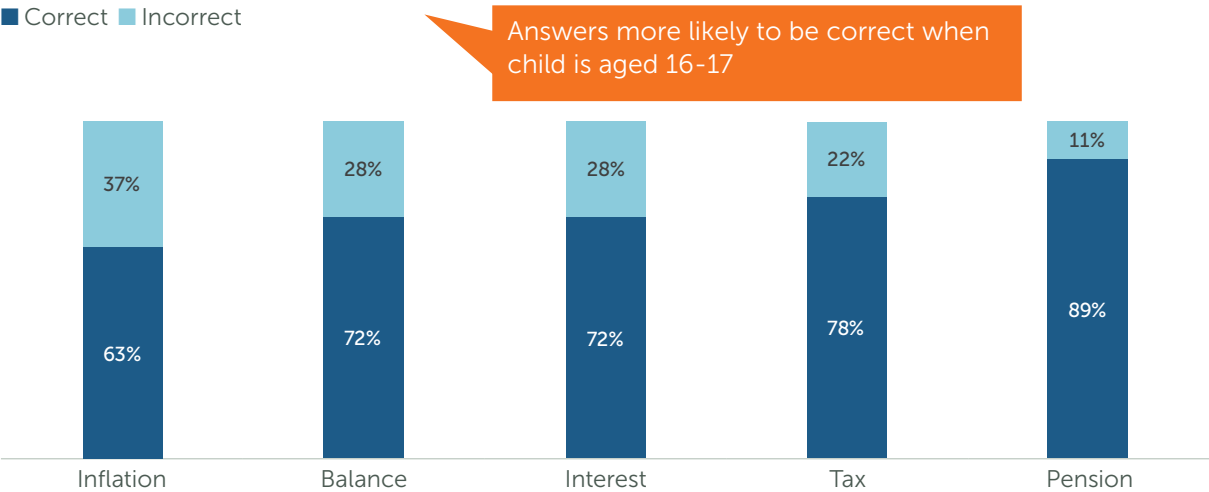
Figure 2: Financial concepts and terms question



Overall, around nine in ten children understood what ‘pension’ meant and around three quarters ‘tax’, ‘interest’ and ‘inflation’, but fewer than two-thirds got ‘balance’ right (Chart 20). Overall, children in Northern Ireland fared slightly better than UK-wide counterparts. Typically, children said that they didn’t know, rather than picking the wrong answer although 7% thought that the price going up in shops was ‘interest’ and 11% thought the amount you have in your bank account was ‘credit’ (perhaps knowing that the account was in credit, or associating the term with having credit on their mobile phone).

There is some work to do here to improve knowledge of these basics. Children aged 16–17 (although a small base should be noted), and those who are responsible for their own spending decisions are more likely to be correct. Overall, however, nearly three in ten 16- to 17-year-olds got ‘inflation’, ‘interest’ and ‘balance’ wrong. (Chart 20).

Chart 20: Can you pick the word that best fits this description?



Source: MAS 2016 Financial Capability Survey for Children and Young People. YP18 (C). Can you pick the word that best fits this description...? Incorrect includes DK. CYP 12+ year olds . Base: All 12-17 year olds n=232. Low base size: 84 (aged 16-17).

The final test to see if the children interviewed understood financial concepts was to show a payslip to the 14- to 17-year-olds and ask them to identify how much had been paid towards the worker’s pension, and how much they had earned that month. Both of these proved difficult, with only 38% in Northern Ireland getting the first question and 30% the second question right compared with 49% and 38% in the overall UK.

## Can children work out the effects of interest and inflation?

We gave children problems to solve, relating to interest and inflation; a high proportion struggled with the questions (Figure 3).

**Figure 3: Interest and inflation questions**

**Interest:** Suppose you put £100 into a savings account with a guaranteed interest rate of 2% per year. You don't make any further payments into this account and you don't withdraw any money. How much would be in the account at the end of the first year, once the interest payment is made? (11–17)

**Combined interest and inflation:** If the inflation rate is 5% and the interest rate you get on your savings is 3%, will your savings have more, less or the same amount of buying power in a year's time? (12–17)

Only 50% of children aged 11–17 got the 'interest' question right and 44% of the 12- to 17-year-olds in Northern Ireland got the 'combined interest and inflation' question right, these results are in line with the overall UK averages. In both cases, age and household income are factors, with correct answers increasing across both criteria.

A number of the children correctly identified the terms in Figure 2 but were nonetheless unable to get these answers right. It is possible some may have made 'lucky guesses' on the terminology but this is more likely to suggest they lacked the numeracy skills to answer these questions correctly, or that they were unable to apply them in a practical financial situation.

Comparing these results with those of adults aged 18–24 from the Adult Financial Capability Survey in 2015, shows that this is an area that young adults struggle with too. Overall 62% correctly answered the interest question and only 35% got the combined interest and inflation question right.<sup>37</sup> This casts the children's results in a new light: as young adults struggle with these questions, perhaps the case for earlier financial education is strengthened as they do not appear to be 'learning on the job' when they enter adulthood.

We gave the 4- to 6-year-olds the question shown in Figure 4, which was designed to see if they could both recognise the value of the coins shown and perform the sum to decide which coins were needed. Overall, as with the overall UK, 65% in Northern Ireland got the correct answer. The UK-wide results suggest this increases by age and there is a considerable leap in financial skills and knowledge at the age of 6. This may well be linked to developmental stages, or the increased intensity of the education they are receiving at this age.

**Figure 4: Coins and adding question – 4- to 6-year-olds**



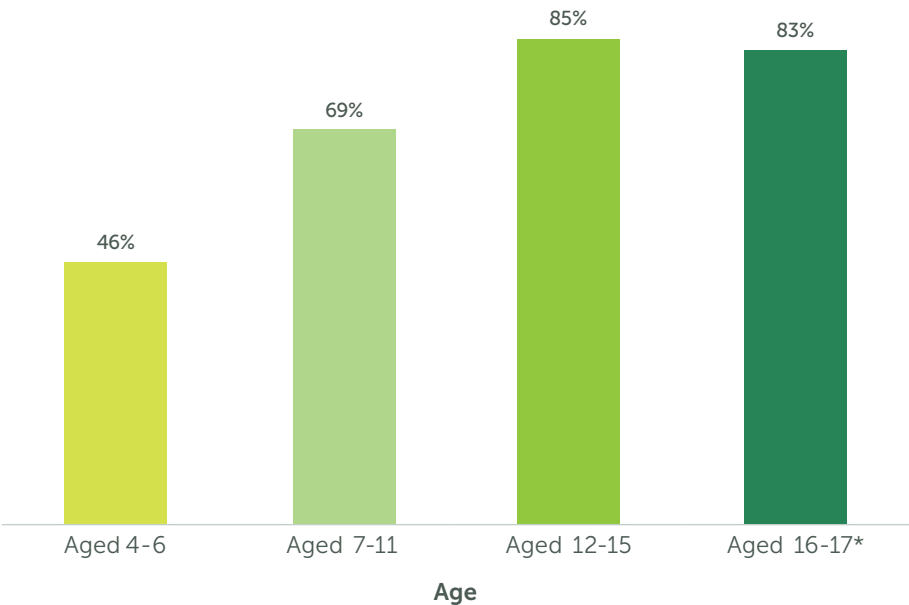
37. Financial Capability in the UK 2015 (Money Advice Service, 2015)

## Understanding the value of money

### Do children know that money has a value?

Overall, parents of children in Northern Ireland are less likely than across the UK to feel that their children understood ‘very well’ or ‘quite well’ that money has a value: 46% (55% overall UK) of parents of 4- to 6-year-olds, and 77% (83% overall UK) of parents of 7- to 17-year-olds. Across the UK as a whole this also varied by the child saving behaviour, decision making responsibility and their confidence managing money.

**Chart 21: Percentage of parents who say their children understand that money has a value**



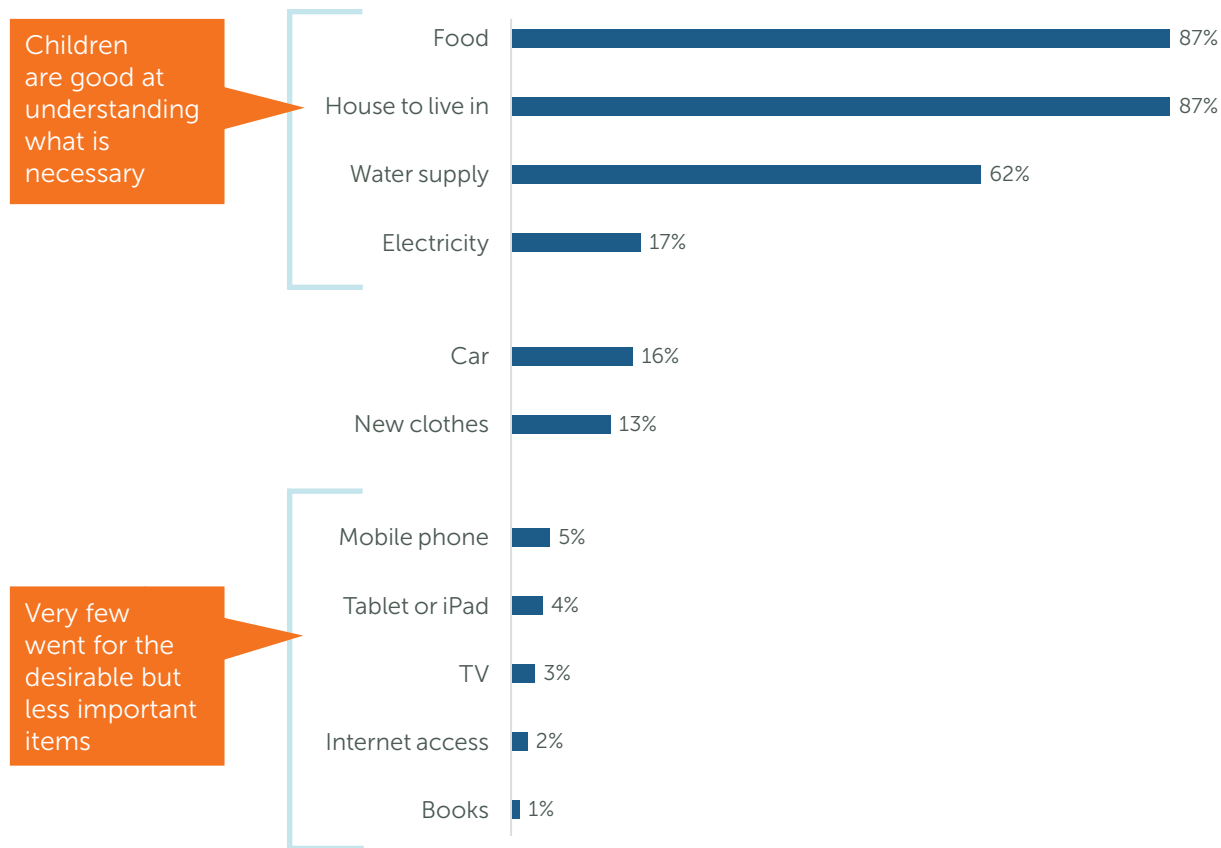
Source: MAS 2016 Financial Capability Survey for Children and Young People. PP24a. (PP) How well do you think child understands that money has a value? Parent answered 4-6 Parent answered 7-17. Those answering ‘Very well’ or ‘Quite well’.  
Base: All 4-6 111, All 7-17 n=437.

\*Low base size: 84 (aged 16-17).

### Do children understand the difference between ‘want’ and ‘need’?

We wanted to understand how well children understood the difference between items that are necessary, and those that are ‘nice to have’. To do so, we set a scenario for 7- to 11-year-olds of a 16-year-old alien called Zig coming to Earth and having to make a variety of financial decisions (see Chart 22). Most children had little difficulty in working out what Zig would need to live on Earth, and only a few thought he would need less important items such as a mobile phone or internet access. We cannot be sure about the degree to which this ability to work out what the alien would need translates to an understanding of the difference between want and need in the children’s own lives, but it does give an indication that children understand certain things are necessities.

**Chart 22: Zig is 16, and he is an alien who has come from another planet to live on Earth. He can choose up to three of the items you see below. Can you pick the three most important things you think he needs to live here?**



Source: MAS 2016 Financial Capability Survey for Children and Young People. C2 (C). Zig is 16, and he is an alien who has come from another planet to live on Earth. He can choose up to 3 of the items you see below. Can you pick the 3 most important things you think he needs to live here? CYP 7-11. Base: All 7-11 year olds n=205.

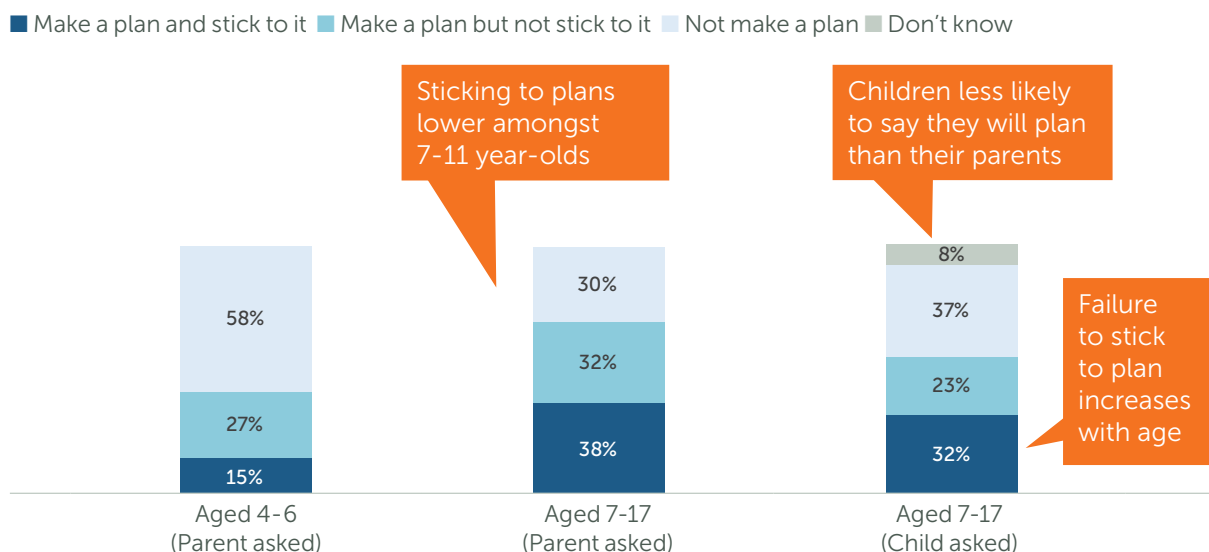
## Knowing how to budget

### Can children make – and stick to – a spending plan?

We asked all parents if they thought their child would be able to make a plan for how to spend £5 on a day out, and then if they would be able to stick to the plan. We asked the 7- to 17-year-olds the same question. Amongst the parents, the proportion that thought their child would stick to a plan is lower amongst younger children in Northern Ireland, and tends to be uniform between 12-15 and 16-17 year-olds.



**Chart 23: Whether children can make a plan to spend £5**



Source: MAS 2016 Financial Capability Survey for Children and Young PeopleNQ98. (PP) *Imagine you gave child 5 to spend on a school trip or day out, would he/she make a plan in advance of how much to spend on different things like sweets or presents?* 4-6, 7-17. NCYP10 (C). *Imagine you were given GBP5 to spend on a school trip. Would you plan how to spend the money and then stick to that plan? For example, would you work out how much you want to spend on different things like sweets or presents. All CYP 7-17.* Base: All parents of 4-6 year olds 103, all parents of 7-17 year olds 418, all 7-17 year olds n=438.

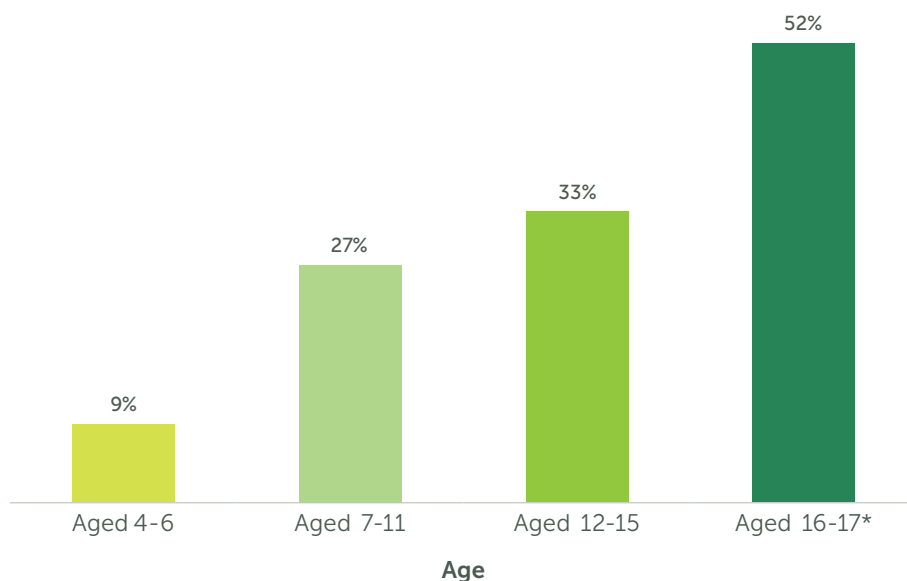
We also asked 14- to 17-year-olds how often they plan how they are going to pay for the things they need. Overall, 45% in Northern Ireland said 'always' or 'often' (39% overall UK), 38% said 'sometimes' (47% overall UK) and 6% said 'never' or 'rarely' (14% overall UK). Planning 'always' or 'often' increased with age. Across the UK this decreased with household income and frequent savers and those who are financially-confident are also more likely to plan.

### Can children explain the choices they make?

Again, children's ability to explain their choices increases with age. Overall, 9% in Northern Ireland (17% overall UK) of parents of 4- to 6-year-olds and 34% (42% overall UK) of parents of 7- to 17-year-olds say their children are always able to explain the choices they make when they spend their money (Chart 24).

We also wondered to what extent children's choices were influenced by their peers, so we asked 11- to 17- year-olds if they thought about whether their friends would approve of an item they wanted before they bought it, and 54% said they did so sometimes or often.

**Chart 24: Percentage of parents whose children can always explain their spending choices**



Source: MAS 2016 Financial Capability Survey for Children and Young People. PP25c. (PP) Is child able to explain the choices he/she makes when he/she spends his/her money. Where child has or receives money of their own. Those answering 'Always'  
Base: All 4-6 n=105, All 7-17 n=375.

\* Low base size: 71 (aged 16-17).

### **Do children evaluate 'value for money'?**

Overall, whilst most 11- to 17-year-olds think about whether something they want to buy is value for money, they are less likely to do so in Northern Ireland compared to the UK: 73% (83% overall UK) said that they did so sometimes (40%) or often (33%). They are more likely to think about value for money if they saved regularly or if they are given regular money.

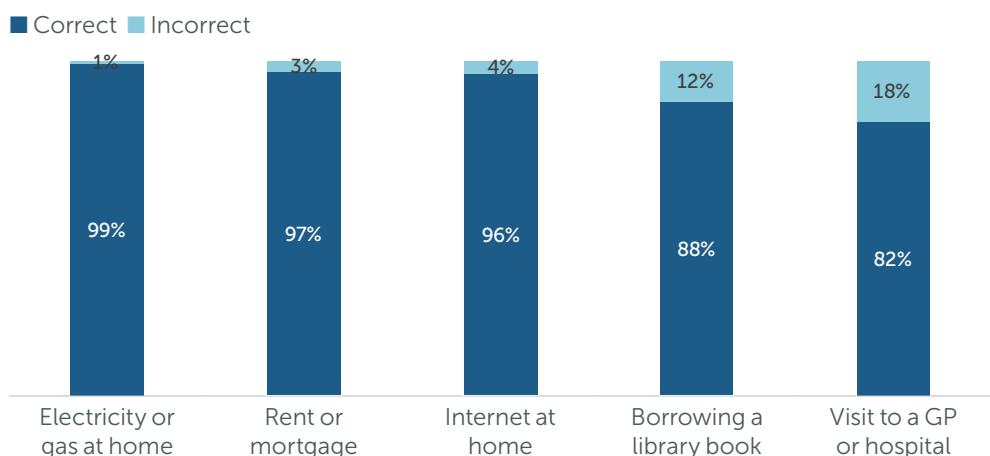
We also asked if they shopped around to compare prices and overall 79% in Northern Ireland said they did sometimes or often, and is fairly uniform between 12-15 and 16-17 year-olds. UK-wide, this varied with saving frequency; this and other evidence, particularly in Chapter One, suggests that being a regular saver is linked to engagement in finances.

## Understanding the role of money in society

### Do children understand what is free and what we pay for?

Chart 25 shows that children have a good understanding of what needs to be paid for in our society. Across the UK, some of the lowest rates of correct answers are observed when the parent decides on how the child spends their money; providing more evidence to support the argument for involving children in money decisions.

**Chart 25: Whether children know which of these adults normally get free and which they normally pay for?**

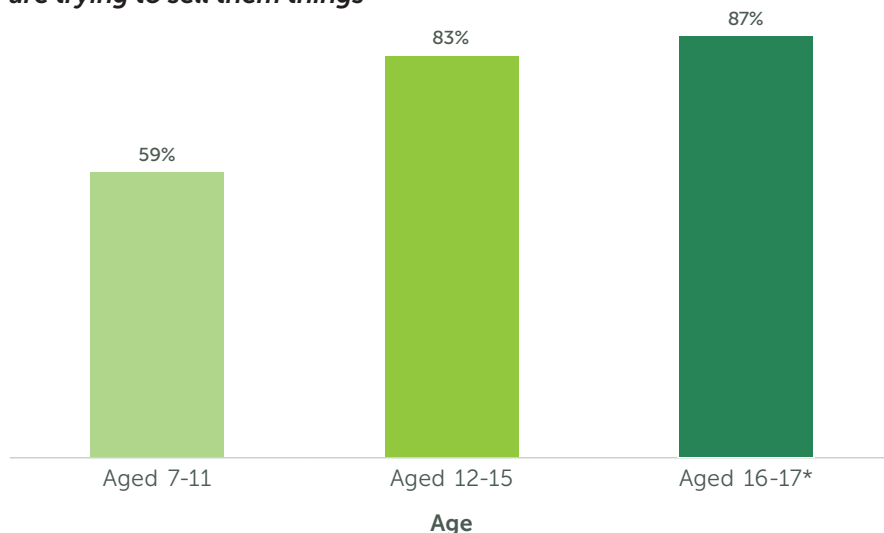


Source: MAS 2016 Financial Capability Survey for Children and Young People. YP28b (C). Which of the following things do most adults pay for, and which do most adults get for free...? Incorrect includes DK. CYP 14+ year olds.  
Base: All 14-17 year olds n=171

### Are children savvy about advertising?

Compared to the overall UK, parents in Northern Ireland are less sure that their 7- to 17-year-old children understand advertising: 72% in Northern Ireland (82% overall UK) believe their children understand it 'quite well' or 'very well'. Age and household income are linked to understanding (Chart 26).

**Chart 26: Percentage of parents who say their children understand very or quite well that adverts are trying to sell them things**



Source: MAS 2016 Financial Capability Survey for Children and Young People. PP24d (PP). How well do you think [Child name] understands that adverts and some TV programmes are trying to sell them things? CYP 7-17 Those answering 'Very or quite well' Base: All parents of 7-17 n=435.

\*Low base size: 82 (aged 16-17).

As might be expected, parents of 4- to 6-year-olds are least likely to think their children understand advertising, with only 40% in Northern Ireland (47% overall UK) saying their children understand it very or quite well. This is higher amongst parents of 6 year-olds (59%).

We also asked 4- to 6-year-olds directly for their thoughts on advertising: 52% thought that adverts were to show you things that you could buy, whereas only 23% thought they were to make you buy things. Another 25% thought they were just for fun or for a break. Overall, these results closely reflect thinking across the UK.

These results should also be seen in the context of an Ofcom report in 2015 which revealed that a quarter of 12- to 15-year-olds who play games say they see 'pay to win' advertising in all or most games they play, and about a quarter of parents are concerned about their child being pressured to spend money online. Only 16% of 8- to 11-year-olds and 31% of 12- to 15-year-olds are able to correctly identify advertising displayed in online search results, and less than half understood that advertising could be personalised to them.<sup>38</sup>

Parents of 7- to 17-year-olds were also asked whether they talked to their children about the fact that advertising happens online and 61% in Northern Ireland (72% overall UK) said they did so sometimes or often, although the proportion rises with child age, from 54% of 7-11, to 71%<sup>39</sup> of 16-17 year-olds. In contrast, only 42% of parents of 4-6 year-olds similarly discuss the role of advertising with their child, with this figure more in line with the UK total.

## Implications

Many children need more education about financial products, concepts and terminology. There is an argument for teaching that focuses on practical life skills such as reading a bank balance, particularly through schools.

There is a particular concern that a proportion of children who are old enough to be working outside of the home struggled to read a payslip. There is evidence from the Adult Financial Capability Survey of 2015 that young adults also struggle in some of these areas, so it does highlight how important it is to learn about these products and concepts so as not to reach adulthood without a good level of financial knowledge and perhaps strengthens the case for earlier financial education as young adults do not appear to be 'learning on the job' when they enter adulthood. In addition, technology is moving quicker than levels of knowledge and it would be a concern that young people in Northern Ireland aren't equipped to manage the change.

Children are relatively savvy shoppers who know the value of money and tend to shop around, but parents may also be over-estimating their abilities to understand and resist advertising – there is room for parents to talk about these issues more frequently and at an earlier age. After all, even adults think that they are not influenced by advertising – but study after study shows that they are, especially online. The increase in time that young people in Northern Ireland spend on line means they are exposed to advertising from a variety of sources through the many social media.

---

38. *Children and Parents: Media Use and Attitudes Report* (Ofcom, 2015)

39. Low base size: 84

## Chapter 4: How children learn about money

### Strengths to build on:

- Almost all (97%) of parents in Northern Ireland believe money habits are established by the age of 18 and 92% believe it is important they help their child learn how to manage their money.
- Four-fifths (79%) of parents believe they can affect how their children will behave with money when they grow up, and 72% feel they are able to be good financial role models for their children.
- Most children aged 7–17 in Northern Ireland (81%) feel comfortable talking about money with the significant people in their lives, primarily their parents, and it is their parents they would go to for advice about money.
- Almost all children see their parents paying for things (98% of 7- to 11-year-olds) and many see other aspects of household finances such as setting a budget and shopping around.
- Many children (78%) get involved in what to buy in the family food shop.

### Work is needed:

- Parents believe they can influence their children's behaviour around money but only half (52%) overall think that their children will grow up to be like they are with money.
- Fewer than half of parents in Northern Ireland are able to model 'good' saving behaviour, with 43% saying they saved every or most months; 25% of parents are over-indebted.
- A quarter of parents of 12- to 17-year-olds in Northern Ireland have never or rarely talked to them about the risks of borrowing and the impacts of debt.
- Nearly a quarter of parents do not think children should be allowed to make mistakes with money until they are aged 16 and above.
- Despite the evidence for the value of starting early when talking to children about money, only a minority of parents believe that children aged under 8 should be given a range of financial education experiences. For example, only 29% in Northern Ireland think 5- to 7-year-olds should be taught the importance of savings, and this is just 15% for the under-5s.
- Only 57% of 7- to 17-year-olds say they remember learning about managing money at school or college and this is particularly low amongst low-income households (48%).

## Advice and guidance

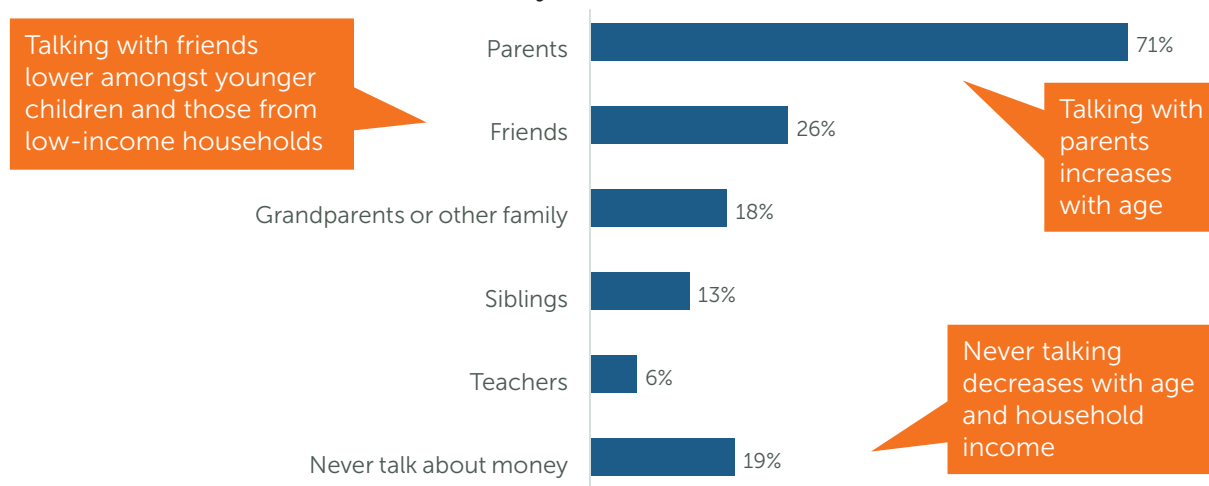
### Who do children talk to about financial matters?

Most children aged 7–17 feel comfortable talking about money with the significant people in their lives. When children were asked who they talk to about their money, 81% in Northern Ireland said they talk to at least one other person about their money, and mostly they talk to their parents (Chart 27). This does, however, leave around one in five who either don't talk to anyone or don't recall doing so, which is a slightly higher rate than the overall UK.

Children were then asked who they would turn to if they needed advice about money, with 93% in Northern Ireland saying they would go to their parents. Children also see parents the most useful source of guidance. A few would use other sources such as other family members (9%), friends (7%) or teachers (6%). Fewer than one in five would go online or ask a bank or financial institution. Even among 16- to 17-year-olds, only 7%<sup>40</sup> would go to a bank for advice.<sup>41</sup>

Only 4% said they would not ask for advice, which is encouraging. Overall, these findings back up previous MAS research that shows that young people find their parents' advice helpful.<sup>42</sup>

**Chart 27: Who children talk to about money**



Source: MAS 2016 Financial Capability Survey for Children and Young People CYP17 (C). Do you talk about your money with any of the following people? 7-17 CYP Base: All 7-17 year olds n=424.

Amongst 4- to 6-year-olds, 79% in Northern Ireland say their parents talk to them about what they spend their money on. This is uniform across age, but children who like to save are more likely to talk to their parents than children who like to spend. We asked the same question to their parents and got a slightly more positive result: only 9% said they never talk to their children (20% overall UK).

Parents also talk to their children about what careers they could do in the future. Overall, only 5% of parents of those aged 12–17 in Northern Ireland said they never or rarely talked about careers, with 62% saying 'often'.

40. Low base size: 81

41. The term 'advice' is used here in the general sense, not regulated financial advice.

42. *The Financial Capability of 15- 17-year-olds* (Money Advice Service, 2013)

## Exposure to family finances

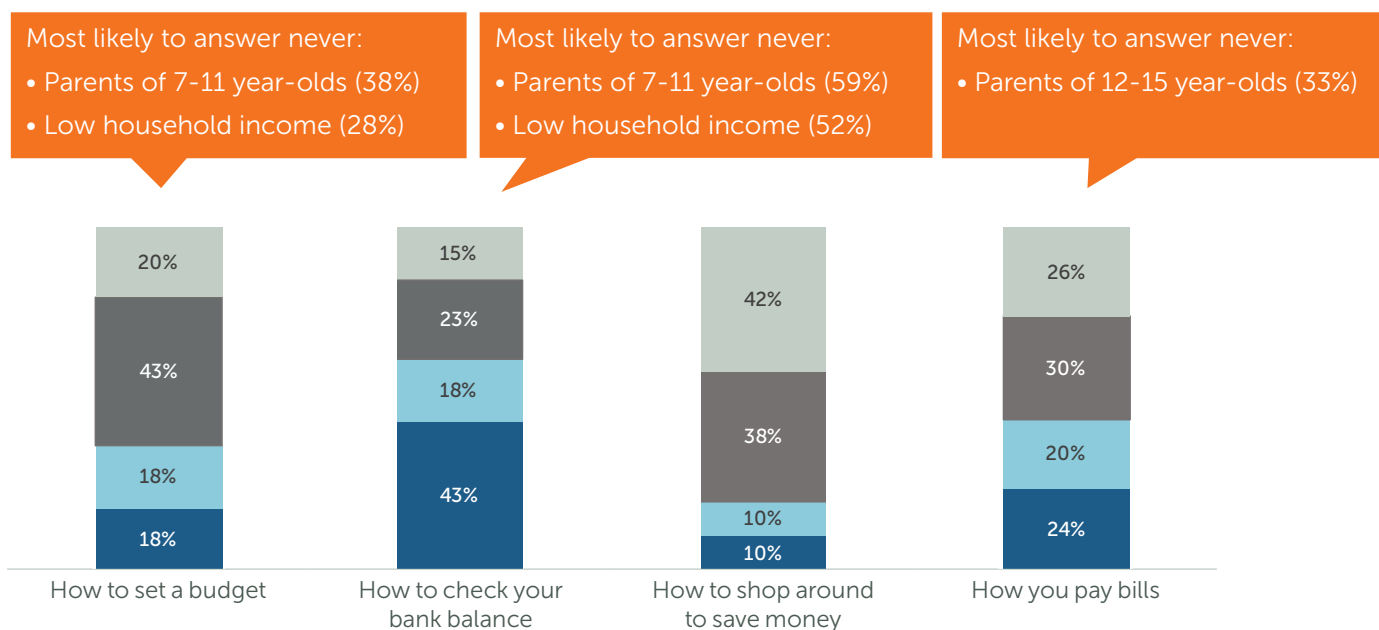
### How often are children shown elements of family finances?

Out of all the financial tasks that take place in the household, children aged 11–17 are most frequently shown how to shop around to save money (Chart 28). This is likely to be because children accompany parents on shopping trips or see them shopping online and the subject comes up naturally. Parents are more likely to have to make an explicit decision to show a child one of the other tasks, such as paying bills or setting a budget, so it is encouraging that many parents do so at least sometimes.

Parents may be more reluctant to show children how to check a balance as they may not wish to reveal how much money the family has in the bank. However, as we have seen in Chapter 1, there are 23% of children in Northern Ireland who do not keep track of their finances and a further 42% who only keep track in their head and who may therefore benefit from repeated lessons on how to check a balance. Additionally, we saw in Chapter 3 that 22% of 12- to 17-year-olds are unable correctly to determine the balance from a bank statement. The frequency with which parents show the tasks in Chart 28 tend to increase with age.

**Chart 28: How often parents show their child various financial tasks**

■ Never ■ Rarely ■ Sometimes ■ Often



Source: MAS 2016 Financial Capability Survey for Children and Young People. PP27 (PP). How often do you show [Child name]...? Budget: Aged 11-17, Balance 7-17, Shop: 11-17, Bills: 14-17. Base: All – bases vary.

We asked the 7- to 11-year-old children if they had seen their parents pay for things in a variety of ways. Compared to the UK as a whole, transactions in Northern Ireland appear far more weighted towards cash use:

- 98% had seen their parents use cash (84% overall UK)
- 66% debit card (74% overall UK)
- 29% an online account (43% overall UK)
- 38% credit card
- 11% mobile phone
- Fewer than 1% had seen none of these

## Are children involved in household choices?

Most children are involved in some of the choices that are made in their households. This is encouraging as it is likely that some of the understanding that children get about the value of money, and the choices that are to be made, comes from having a degree of involvement in decisions about money. This applies not just to decisions about the children's own money, but also the money that is spent in the family.

Almost four in five (78%) of 8- to 17-year-olds in Northern Ireland indicated they were given a choice in what to buy in the family food shop. This rose to 90%<sup>43</sup> of 16- to 17-year-olds.

## How often do parents talk to children about the family finances?

We asked parents of 4- to 17-year-olds who they discuss their household finances openly with:

- 83% (of those who are married or living with a partner) discuss finances with their spouse or partner
- 36% with their parents or other family
- 20% with their children (32% overall UK)
- 21% friends
- 7% colleagues

Only 15% in Northern Ireland said they prefer not to talk about their finances with any of these people. Talking to children is lowest in low-income households, and talking to no-one is most likely in low-income households.

Talking to children does also increase with age of the child, yet still only 34% of parents of 16- to 17-year-olds say they discuss their household finances openly with their children. This suggests that opportunities for the child to learn about adult financial responsibility are being missed.

Parents were also asked how often they talked to their child about specific aspects of their household finances (Chart 29). Compared to the overall UK, parents of children aged 4–10 in Northern Ireland are less likely (28% NI, 32% UK) to often discuss where the money in their household comes from with their child, and are more likely to say they never or rarely discussed this (30% NI, 23% UK).

Parents of 4- to 17-year-olds were asked how often they talk to their child about the choices they make when spending their money. Only 33% in Northern Ireland said they do so often and 26% said they never or rarely talk about it (16% overall UK). While this increases slightly with age, only 49%<sup>44</sup> of parents of 16- to 17-year-olds are doing so often and still 12% saying they never or rarely talk to their child about the choices they make.

Parents of 12- to 17-year-olds were additionally asked how often they talk to their child about the risks associated with borrowing money, and the impact of getting into debt. Overall, 40% of parents said they did so often, however one in four (25%) said they never or rarely talked about it.

---

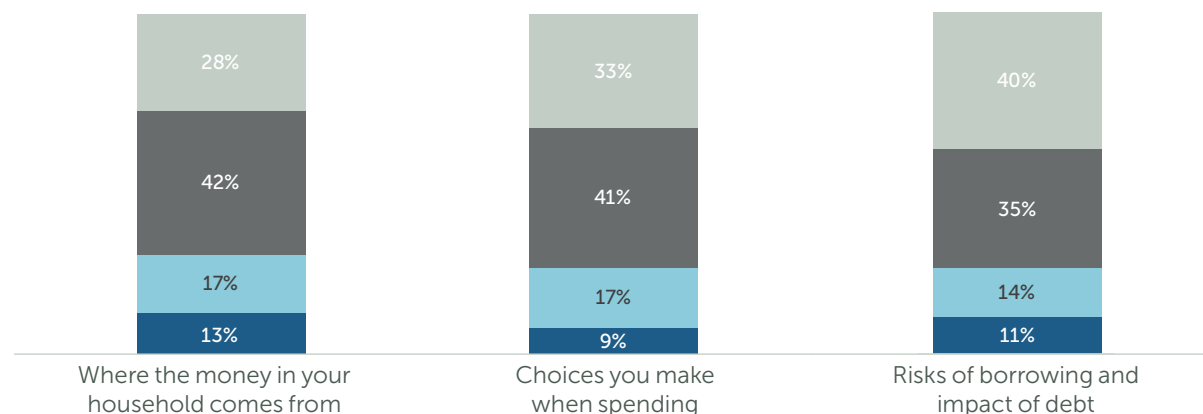
43. Low base size: 82

44. Low base size: 71



**Chart 29: How often parents talk to their child about the following financial issues**

■ Never ■ Rarely ■ Sometimes ■ Often



Source: MAS 2016 Financial Capability Survey for Children and Young People. PP26 (PP). How often do you talk to [Child name] about...?: Money: Aged 4-10, Choices 4-17, Borrowing: 12-17. Base: All – bases vary.

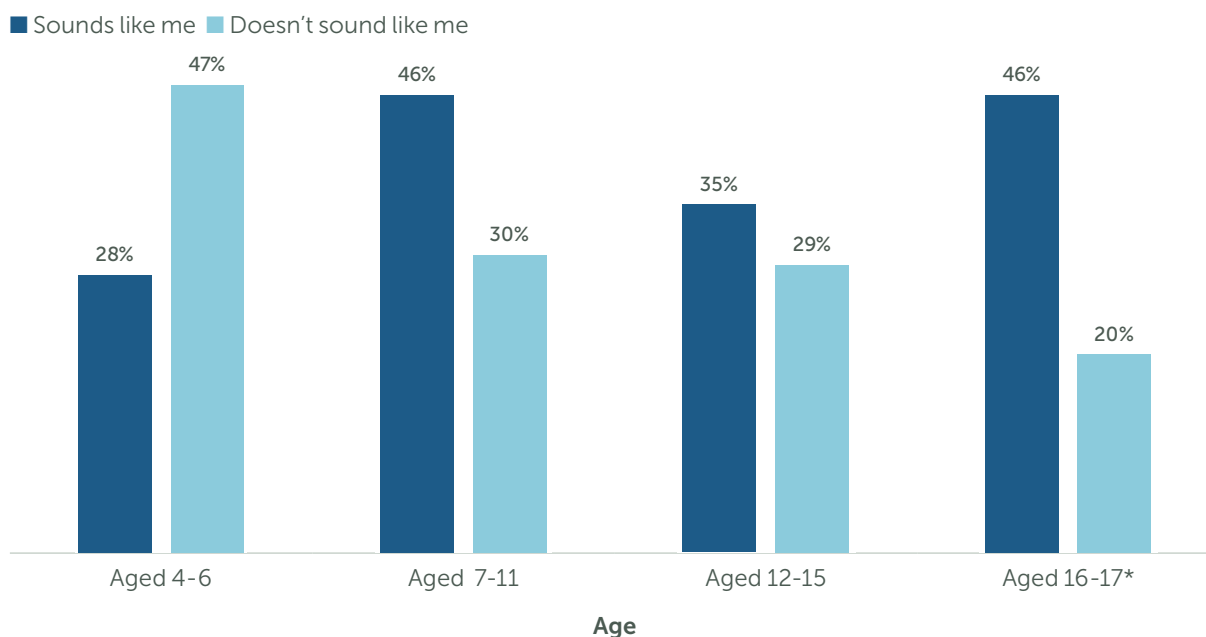
Similarly, children aged 11–17 were asked whether their parents discuss with them what the family can and cannot afford to buy. Seven in ten (70%) in Northern Ireland said they do.

### Are there clear rules about money?

Parents are divided about whether there are clear rules in their households about money. We asked parents how much the statement “I set clear rules and agreements for my child about money, that I stick to” sounds like them. Over a quarter (27%) of parents of 7- to 17-year-olds say that this does not sound like them. Across the UK we saw differences in household income brackets, and saving behaviour and confidence are also important differentiators. In Northern Ireland the percentage saying ‘that sounds like me’<sup>45</sup> is lower amongst parents of 12- to 15-year-olds than parents of children aged 7-11 or 16-17.

45. ‘Sounds like me’ = those scoring 8–10. ‘Doesn’t sound like me’ = those scoring 1–5.

**Chart 30: Whether parents think they set clear rules and agreements for my child about money, that they stick to**



Source: MAS 2016 Financial Capability Survey for Children and Young People P12c (P). On a scale of 0 to 10, where 0 means 'it doesn't sound like me at all', and 10 means 'it sounds a lot like me', to what extent would you say...? : I set clear rules or agreements for [Child name] about money that I stick to : Sounds like me = 8-10 Doesn't sound like me = 0-5 Base: All parents of 7-17 n=438

\* Low base size: 84 (aged 16-17).

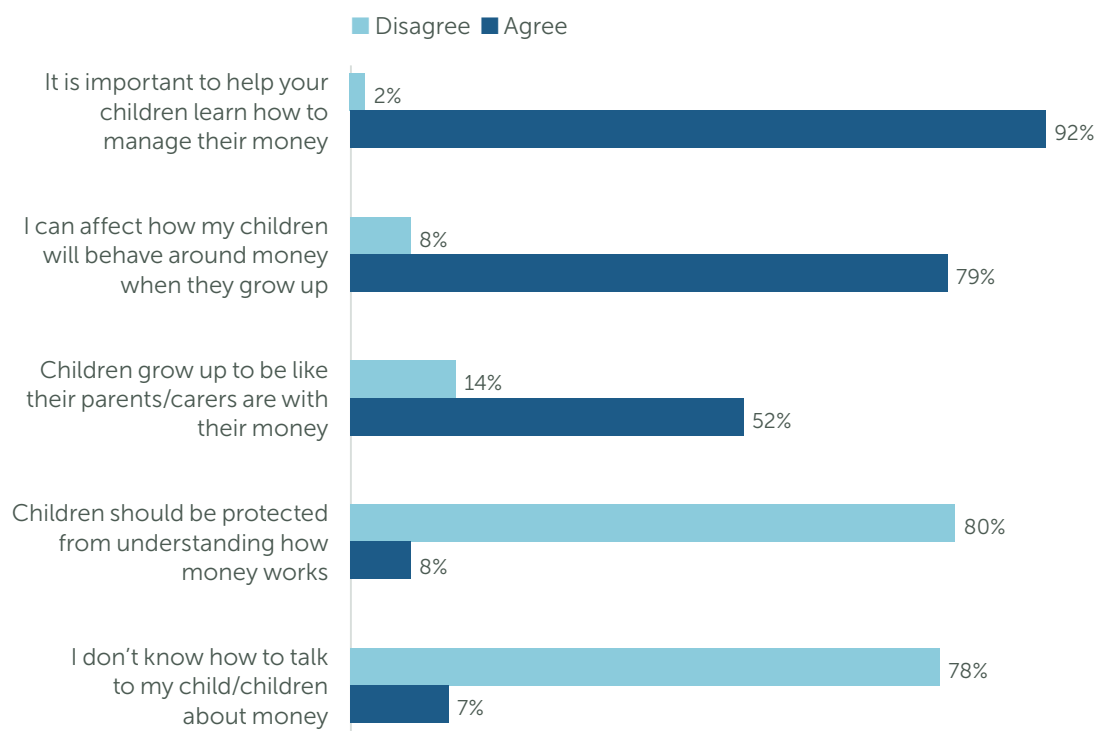
## Parents' attitudes and behaviours

### What do parents think about teaching children about money?

Parents understand that what they do has an impact on their child's financial future. Chart 31 shows that most parents in Northern Ireland (92%) think it is important to help their children learn about money, and that around four in five agree that parents have an impact on how children behave around money when they grow up. Our previous research also suggests that children are likely to imitate their parents when it comes to money.<sup>46</sup> Despite this, half think that children grow up to be like their parents when it comes to money. Across the UK, household income plays a significant factor in most of these statements.

46. *Habit Formation and Learning in Young Children* (Money Advice Service, 2013)

**Chart 31: Parents agreement with statements about teaching children about money**



Source: MAS 2016 Financial Capability Survey for Children and Young People. P11 (P). Here are some things parents and carers have said about teaching children about money. To what extent do you agree or disagree with...? Excludes those saying neither or DK. Base: All parents of 4-17 year olds – bases vary.

### At what age do parents think they should be educating their child about money?

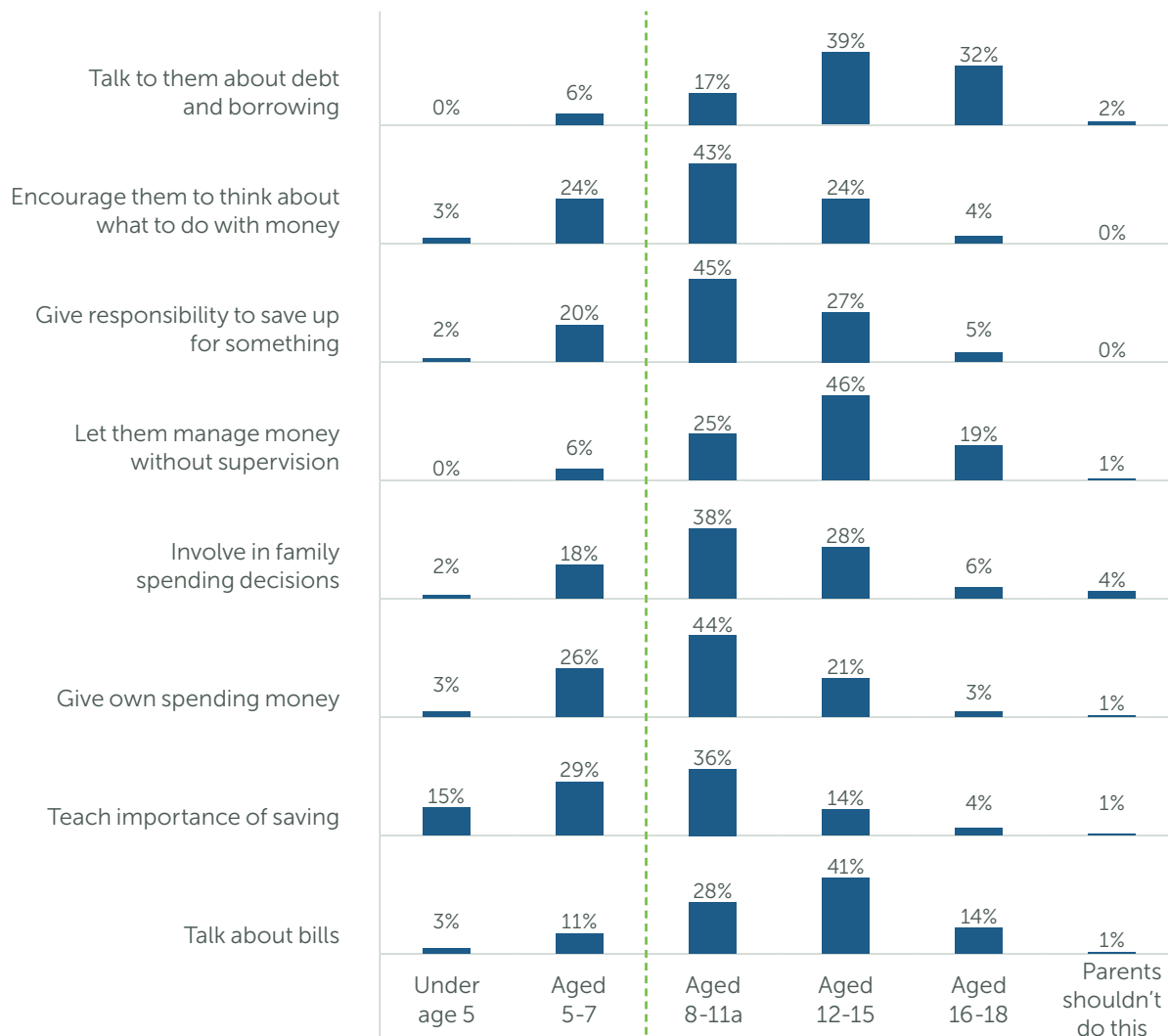
Almost all parents believe they should educate their children about different aspects of money management by the age of 18, as shown in Chart 32.

Generally, the most common period that parents think they should begin addressing these money matters in Northern Ireland is between the ages of 8 and 11, apart from allowing them to manage money without supervision, talking to them about bills, and talking to them about debt and borrowing, which a larger number of parents thought should not be discussed until the ages of 12–15.

Only 27% of parents think they should encourage their children to think about what to do with their money under the age of 8 and only 29% think they should be giving children their own spending money under the age of 8. Only 15% of parents think the importance of savings should be taught to under-5s and only an additional 29% think this should be discussed between the ages of 5 and 7. Previous research has indicated, however, that many adult habits are in place by the age of 7.<sup>47</sup> Throughout this report we have seen that children who have experience of using money and are involved in making financial choices show more positive behaviours and attitudes. However, Chart 32 indicates that some parents are not aware of these benefits.

47. Ibid.

**Chart 32: Age that parents and carers think they should start doing the following with their children<sup>48</sup>**



Source: MAS 2016 Financial Capability Survey for Children and Young People. PP16 (P). At what age group do you think parents and carers should start doing the following with their children to help them become good with their money when they grow up...? Base: All parents of 4-17 year olds – bases vary

The ages that parents think they should educate their child may be related to their beliefs about the age their money habits and attitudes get established. Chart 33 shows that whilst 97% of parents in Northern Ireland believe that money habits and attitudes are established by the age of 18, only three in five think habits are established before the age of 12. Fewer parents (39%) believe children should be given the freedom to make mistakes before the age of 12. This suggests that there may be some parents who are not comfortable with the idea that making mistakes is part of the process by which habits and attitudes are formed.

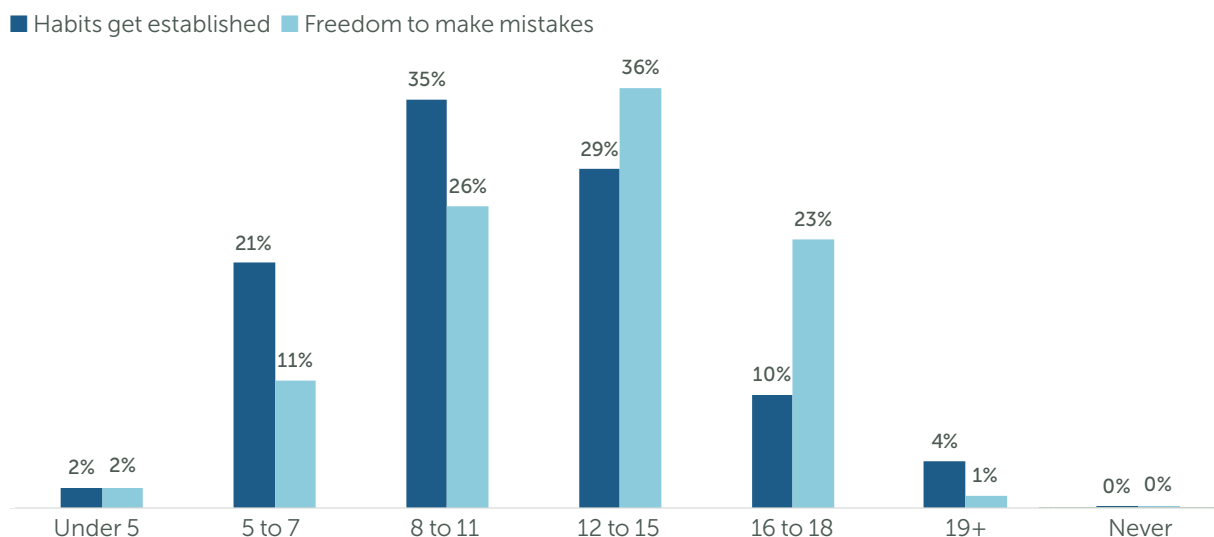
Nearly a quarter do not think children should be allowed to make mistakes until they are aged 16 and above. We do not know what type of mistakes the parents are thinking of, and no doubt their intention is to protect their children. Making mistakes is an important part of learning, however. Moreover, the consequences of making them become much greater the older the child is.

It is also worth noting that over two in five parents in Northern Ireland think that habits become established at age 12 or later. This is in contrast to our previous research which show that by age 7, children are able to self-regulate their behaviour and by the time they are 8, they have a good enough concept of the future to begin to build a savings habit.<sup>49</sup>

48. 'Don't know' answers included in calculation but not shown, as 4% or below in all cases.

49. *Habit Formation and Learning in Young Children* (Money Advice Service, 2013).

**Chart 33: The age that parents think that habits get established, and children should be free to make mistakes**



Source: MAS 2016 Financial Capability Survey for Children and Young People. NQ2a (P). At what age do you think...? : A person's money habits and attitudes, for example being a spender or a saver, get established / That children should have the freedom to start making mistakes with their money and learn from them Base: All parents of 4-17 year olds. Bases vary.

## What sort of role models do parents make?

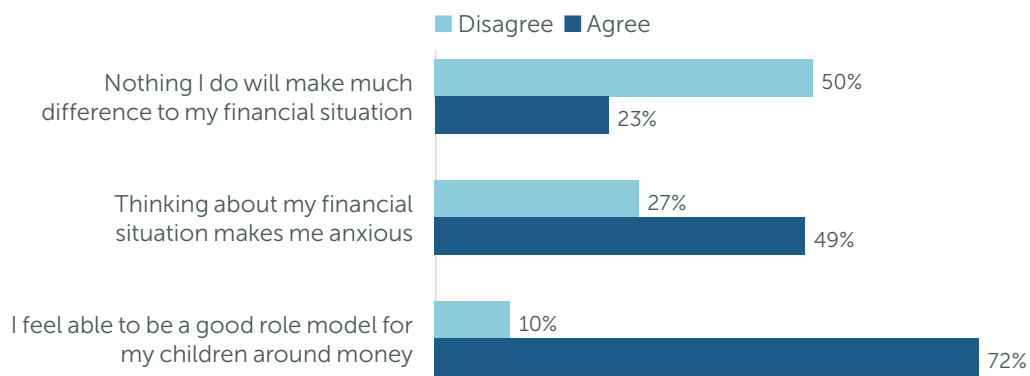
Most parents (72%) feel they are able to be good role models for their children although many have their own issues with financial capability and wellbeing. Overall, only 59% of parents of 4- to 17-year-olds in Northern Ireland say they are confident in managing their money, 69% (61% overall UK) say they are confident in talking to their children about money and only 26% (31% overall UK) are satisfied<sup>50</sup> with their own financial circumstances. That nearly a third are not confident talking to their children about money demonstrates the need to support parents in these conversations as 93% of children go to their parents for money advice (page 44).

Chart 34 shows that almost half say their financial situation makes them anxious and a quarter feel there is nothing they can do to make any difference to their financial situation. Low-income households are most likely to report this.

Despite these difficulties with their own finances, most are able to restrain spending on their children: only 21% said that the statement "I feel under pressure to spend money on my children even when I can't afford it" sounded like them. Low-income households were more likely to agree with this statement than medium-income ones (35% agree within low-income household compared to 16% in medium-income, note the base size for high-income households is too low to look at in Northern Ireland). Around half of parents are also able to model 'good' saving behaviour, with 24% saying they save every month and 19% saving most months. However, over one quarter (27%) say they rarely or never save – rising to 36% in low-income households.

50. Satisfied = scoring 8-10 out of 10.

**Chart 34: Parents agreement with statements about their attitudes to money**



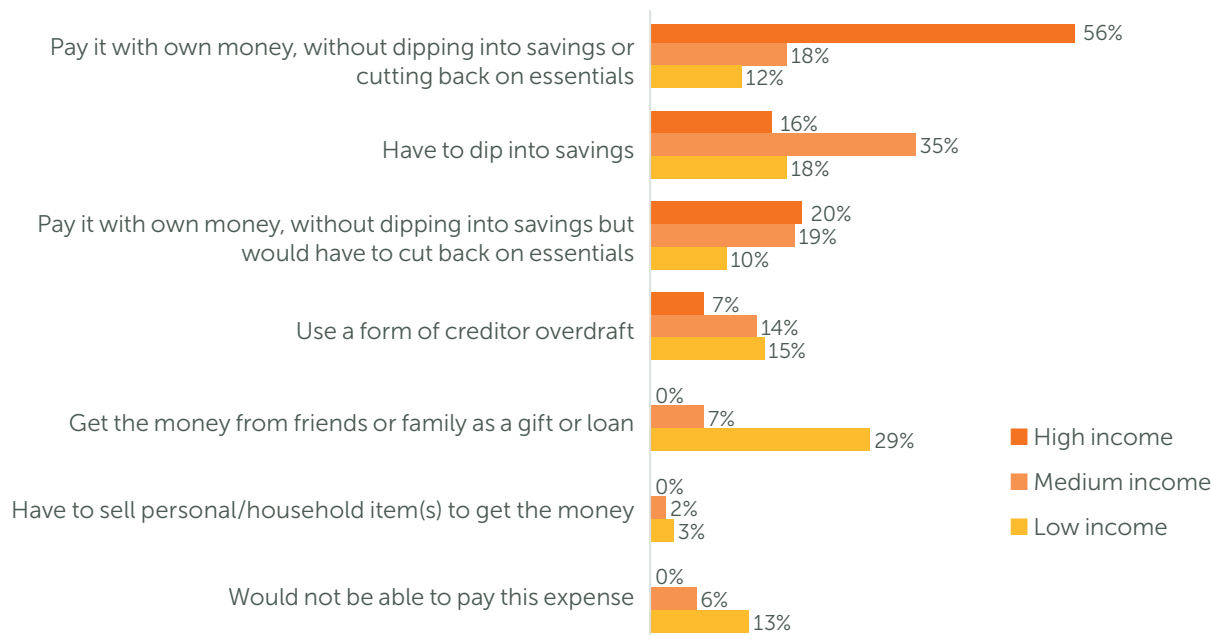
Source: MAS 2016 Financial Capability Survey for Children and Young People. P10: To what extent do you agree or disagree with the following statements about money? Excludes those saying neither or DK. Base: All parents of 4-17 year olds - bases vary.

Many parents of 4- to 17-year-olds feel burdened by their bills and credit commitments, and some have fallen behind, and this problem seems particularly acute in Northern Ireland. Overall, 78% in Northern Ireland (68% overall UK) say bills are a burden (17% heavy burden, 61% somewhat of a burden); this is highest in low-income families. A total of 14% of parents of 4- to 17-year-olds have fallen behind or missed payments for three months out of the last six; this rises to 29% of parents in low income families. Overall, 25% of parents are over-indebted.<sup>51</sup> It is interesting to note that significantly fewer over-indebted parents (59%) feel that they are a good role model for their children, than those who are not over-indebted (77%).

Chart 35 shows that there are also stark differences by income in how parents would cope with an unexpected bill, with parents in low-income households more likely to ask friends or family to help or fail to pay.

51. Definition of over-indebted: i. I find meeting my monthly bills/commitments a heavy burden; and/or ii. I have missed bill payments in three or more months out of the last six months (not necessarily three consecutive months).

**Chart 35: How parents would pay an unexpected bill for £300, due in seven days.**



Source: MAS 2016 Financial Capability Survey for Children and Young People. NQ96: Thinking about an unexpected bill which you have to pay within seven days from today. Which, if any of the following would you do to pay a bill of £300? Base: All parents of 4-17 year olds n= 511.

\* Low base sizes: 84 (high income).

## Learning at school

### What have children learnt about money at school or college?

Children aged 7-17 in Northern Ireland are more likely than those across the UK as a whole to say that they have learnt about managing money at school or college:

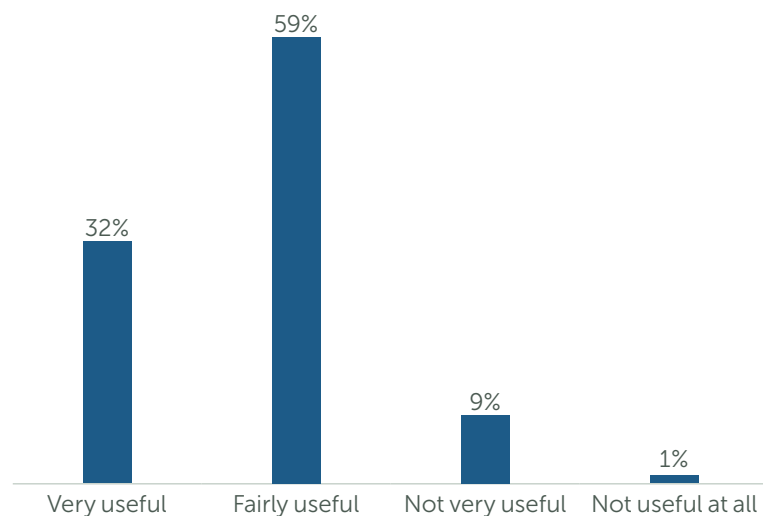
- 57% have learnt (40% UK);
- 26% have not learnt (45% UK);
- 17% say they aren't sure (15% UK).

It is important to note that this is reported by the children themselves; teachers may have a different perspective and, as financial education is often integrated within other subjects, the children may not always have been aware that they were learning about managing money specifically.

This figure does not vary substantially by age.

Overall, 90% of children aged 7–17 who recalled learning about money management said they found it useful (32% very useful, 59% fairly useful) and this proportion is particularly high amongst 7-11 year-olds (97%).

**Chart 36: Do children find learning to manage their money in school or college useful?**



Source: MAS 2016 Financial Capability Survey for Children and Young People CYP18b (C). How useful was learning to manage your money at school or college?: Aged 7-17 who learnt to manage their money at school or college: n=237.

Aside from the reported value of the lessons, we have conducted additional analysis of the UK-wide data to understand more about the relationship between these lessons and children's knowledge, behaviour and attitudes. Due to small sample sizes, equivalent comparisons are not available at a Northern Ireland-only level.

After controlling for household income, the child's age and their type of school, children who recall having money management at school are more likely than those that do not to:

- ask their parents for advice about money
- ask their teachers for advice about money
- be confident managing money
- know what a bank account is
- know how a savings account works
- know how a payday loan works
- know how a government bond works
- give a correct response to interest and inflation question.

This suggests that there is a positive relationship between money management lessons and beneficial outcomes, but further research is needed to understand this relationship better and where any potential gaps may be.



## Implications

One of the key findings of this chapter is the key role that parents play in their children's developing financial skills, knowledge, habits behaviours and attitudes. The chapter also explores the confidence that children place in their parents, and the lack of confidence that some parents have in themselves. This lack of confidence is widespread but is particularly an issue in low-income families.

Positively, many children are involved in household spending decisions. This has implications for education or intervention programmes targeted at this group, as food shopping scenarios can easily be used to create relevant, practical examples.

The findings in this section also suggest that many parents could benefit from support to be the best role models possible for their children, and that other sources of role models and education beyond the home may be of value, particularly to those living in contexts that increase their chances of being vulnerable to poor financial capability. It would be useful to understand in more detail how children are affected if their parents are poor financial role models; this area would benefit from further research.

There is a strong case for designing, testing and delivering more interventions that work with the whole family rather than just with children. This section also explored the seeming reluctance of parents to talk to their children about money and give them responsibility at an early age. The evidence shows that children start at a very young age to form habits and attitudes and would benefit from more experience, the opportunity to have some control over their finances and even the opportunity to make mistakes, albeit on a small scale. There is a case for helping parents to be more confident and comfortable talking to their children. For example, they can talk about what the household can afford, without having to discuss what they earn or how much they have saved.

Our findings in this section also indicate that children should learn about finances not just in the home. Across the UK, children who report learning about money at school do better on a number of capability indicators, which makes a case for broadening the reach of financial education in schools and colleges, for all children and young people. Again, it is worth noting that this analysis is based on what children recall and there may be those who did receive financial education at school but didn't remember it, or recognise it as such.

## Next Steps

Our research has found that, overall, children have a reasonable grounding of knowledge and understanding about money. They recognise some financial products and concepts, and know that money has a value. They are cautious about debt, and have a theoretical understanding of the importance of savings and the concept of value for money.

However, there are some aspects of financial capability that are less well understood, and some who are doing less well than others. There are clear themes emerging from our findings about factors that seem to make an important difference to children and young people's financial capability. These include: the importance of starting early; the need to empower children; developing saving behaviours; and vulnerabilities such as growing up in a low-income household and lack of confidence managing money.

At the beginning of each chapter, we have identified strengths as well as areas for development in knowledge, understanding and attitudes. There remain opportunities to ensure that the education and support provided to children – and, importantly, to those who help them learn about money at home and in school – builds on these strengths and tackles these areas for development.

The Money Advice Service will seek to use the report and its findings, in collaboration with other interested organisations, to influence funders and delivery bodies. Our aim is to help them understand where the key issues are, what that means for them, and how we can work together to focus efforts on addressing them.

We are aware that many of these policy areas are devolved to the NI Executive and therefore they lead on any interventions in this area. The Money Advice Service desire to work closely with the NI Executive and the Council for the Curriculum, Examinations and Assessment for NI, CCEA to achieve our shared strategic objectives.

In addition, we intend to build further on this evidence base and take these findings forward. In particular, we will:

- 1 commission a series of 'deep dives' of this survey** to explore the further research questions set out in the Executive Summary.
- 2 use these findings to inform a wider project on vulnerability.** We need to gain a better understanding of the specific needs of groups at risk of poorer financial capability, or for whom the negative impact of poor financial decisions is disproportionately negative, and, building on that, to develop plans to address these. This will include further exploring the relationship between skills and demographics in childhood and adolescence, and long-term financial outcomes, through extensive analysis of the British Cohort Survey 1970.
- 3 complete our parenting pilot in Wales, 'Talk, Learn, Do',** which aims to equip parents with the skills needed to develop financially-capable children. We will explore how the methods and resources developed through the project can be further developed and evaluated to support parents and be used more widely across the UK.
- 4 work through the Financial Capability Strategy for the UK** so that providers, funders, and policymakers use our and others' research to ensure financial education is directed to where it is most needed and is most likely to be effective. This includes more high-quality evaluation to demonstrate 'what works' and to build the business case for financial education. It also entails ongoing support for the All-Party Parliamentary Group on Financial Education and supporting the strategic objectives of the NI Executive Financial Capability Strategy.

The findings from this survey will be brought together with the other research we are conducting to understand the financial capability needs of children; with our analysis of existing provision and resources; and with the extensive range of projects we are running to generate evidence about 'what works'. This will result in a comprehensive plan for delivering effective financial education at scale.

The implications discussed in this report are a step in the direction needed to achieve this and make progress towards the UK Financial Capability Strategy goal of ensuring that by 2025 all children and young people are getting the high-quality financial education they need.

All our research can be found on our website:  
[moneyadviceservice.org.uk/en/corporate/research](https://moneyadviceservice.org.uk/en/corporate/research)

For more information about this research please contact:

**Helen Pitman**

Senior Insights Manager

[Helen.Pitman@moneyadviceservice.org.uk](mailto:Helen.Pitman@moneyadviceservice.org.uk)

**Shadi Ghezelayagh**

Insights Manager

[Shadi.Ghezelayagh@moneyadviceservice.org.uk](mailto:Shadi.Ghezelayagh@moneyadviceservice.org.uk)

**Janine Maher**

Northern Ireland Manager

[Janine.Maher@moneyadviceservice.org.uk](mailto:Janine.Maher@moneyadviceservice.org.uk)

**Money Advice Service**

Holborn Centre

120 Holborn

London EC1N 2TD

© Money Advice Service

November 2017